

# MAANYA MAHESH

## ARCHITECT

### CONTACT

☎ +91-83109-48859

✉ [maanyam.mm@gmail.com](mailto:maanyam.mm@gmail.com)

📍 4 th 'C' cross ,Muniswamappa layout, chikka banaswadi, Bangalore 560033 .

### PROFILE SUMMARY

A creative and curious individual, who enjoys the novelty of an ever changing role, with four years of experience below my belt, any challenge that is required of an architect i can handle. With excellent communication skills, a keen eye for art , technology and great reading & writing skills.

Looking for a role that helps me grow as an industry professional through various challenging responsibilities .

### EDUCATION

#### BACHELOR OF ARCHITECTURE (B.ARCH)

School of planning and architecture - University of Mysore

2016 - 2021

### SKILLS

- Design & Composition
- Co-ordination
- Teamwork
- Time Management
- Leadership
- Effective Communication
- Critical Thinking

### SOFTWARES

- Autocad
- Photoshop
- Sketchup
- Lumion
- Indesign

### WORK EXPERIENCE

#### RMSC Group (Royal Mysore Sailing Club)

2024 - PRESENT

#### ARCHITECT

- Worked on proposals for AMACOS -Admiral Manohar Awati Center for Ocean Sailing, a museum being designed in Mumbai.
- Co-ordinated with structural engineers and principal architect to design the museum based on various concepts providing two alternative options for the museums design.
- Produced presentation with original visual aides and graphics to showcase various design aspects and spaces being incorporated withing the museum.
- Design, 3D conceptulization and rendering, creating plans based on board requiements
- Documented and Designed accomodation spaces for the successive expansion of the RMSC sailing association.
- Conducted Site surveys, Documentation, Design, Site supervision for the expansion of the RMSC sailing association.
- Designed residential houses from concepts, 3D renders, Elevations, Sections, Working drawings, special requirements, Material selection and finishing.
- Was a part of the sourcing and material selection of the RMSC sailing association.
- Documentation and site survey, of multiple sites during the Expansion phase.
- Designed a retrofitting project for bangalore clients, including 3D renders, working drawings, sections, plans, elevations.

## INTERESTS

- Reading
- Art
- Crafting
- Baking
- Writing
- Graphic design
- Public Speaking
- Storytelling/Narration
- Videogames
- Presentations
- Model making
- History
- Science
- Mythology

## LANGUAGES

- English: Fluent
- Kannada: Fluent
- Hindi: Basics

## WORK EXPERIENCE

### RSP CONSULTANTS

2023 - 24

#### DESIGN MANAGER

- Learned how to collaborate with different teams, working on short deadlines.
- Learned how to work on large scale projects, refining design
- Worked on producing complex working drawings, detailing, wayfinding etc.
- Improved skills of drafting and increased speed of producing drawings.
- Learned to communicate between different drafting disciplines, and to reconcile different types of drawings with design intent.
- Attended meetings and learned how to manage client deadlines and requirements while overseeing site progress.
- Quickly adapted to office drafting standards and practices.
- Worked on various types of working drawings and at varying degrees of complexity, i was able to efficiently deal with the set of deliverables asked of me.
- Co-ordinated between Structural, Design, Landscape teams to ensure standard requirements were met when entrusted with designs pertaining to standards or specialized equipment.
- Designed smaller auxiliary buildings and units to requirement overseeing their dispatch and subsequently made changes based on existing site conditions.
- Was responsible for dispatch of drawings after drafting to various site locations while maintaining office standards, and ensuring clarity with the on-site team.
- Worked with clients like Embassy Group, Prestige Group, SAP India, on projects at various stages of completion, within the above mentioned design capacity.

### RMSC GROUP (ROYAL MYSORE SAILING CLUB)

2021- 23

#### ARCHITECT

- Design, 3D conceptualization and rendering, creating plans based on board requirements.
- Designed spaces aimed at reusing old material, nets and various sailing memorabilia into a cohesive functional space.
- Co-ordinated with site team, landscape team , workers and board to facilitate the Regata held there.
- Led the design and construction of the landscape areas, done within budget before the deadline.
- Successfully supervised all the site workers for the Regatta 2023.
- Documented and Designed accomodation spaces for the successive expansion of the RMSC sailing association.
- Conducted Site surveys, Documentation, Design, Site supervision for the expansion of the RMSC sailing association.
- Was a part of the sourcing and material selection of the RMSC sailing association.
- Documentation and site survey, of multiple sites during the Expansion phase. ☑- Was a part of many design meetings of the board, managing requirements and documenting various sites for reference purposes.
- Designed a retrofitting project for bangalore clients, including 3D renders, working drawings, sections, plans, elevations.

# WORK EXPERIENCE

## NAYAN CONSULTANTS

2021- 21

### JUNIOR ARCHITECT - SEMESTER BREAK

- Designed of various aspects of Residential homes, 3D Visualization, Facade Design, Working Drawings.
- Worked on website design (via WIX), helped conceptualize and bring into completion the entire website, including Testimonials from the clients, founders pages, employees, body of work, visuals from scratch.
- Interior Design and 3D visualization of interiors, with renders and furniture layouts.

## NAYAN CONSULTANTS

2021- 21

### JUNIOR ARCHITECT - SEMESTER BREAK

- Design of various aspects of Residential homes, 3D Visualization, Facade Design, Working Drawings.
- Was a part of meetings with clients working with them to understand, what kind of ideas and concepts they wanted incorporated into their home design in various stages.
- Helped clients visualize options given by us, by providing a multitude of 3D visuals, giving them freedom of choice and freedom from material constraints.
- Gained a comprehensive understanding of working drawings, and how to respond to design constraints on site with creative solutions.

## DESIRAZU ASSOCIATES

2020- 20

### JUNIOR ARCHITECT - SEMESTER BREAK

- Designed plans and produced working drawings keeping in mind retrofitting and budgets as key client requirements.
- Took initiative at site and conducted thorough documentation of the building conditions.
- Compiled plans, 3D renders, Estimations into presentations.
- Worked on comprehensive 3D renders and updated them as per client requirements.
- Co-ordinated with different teams to gather an overall understanding of the project including costing, client requirements and design meetings.
- Conducted various types of on site documentation, Photo documentation, material documentation including reconciling existing data with on site conditions.
- Produced 3D models based on Documentation, updating them to show clients real time changes of the site conditions.
- Worked on new GSSS Architecture College design team helping to refine the design and producing co-relating working drawings, and initial drafts.

## FREELANCE ARCHITECT 2021- PRESENT

### ARCHITECT


- Design of various aspects of Residential homes, 3D Visualization, Facade Design, Working Drawings.
- Interior Design and 3D visualization of interiors, with renders and furniture layouts.



Portfolio

Portfolio





Admiral Manohar Awati  
center for ocean sailing  
(AMACOS)

# Key functions



Exclusive cafe



Amphitheater



Information desk



Reading spaces



Dedicated lobby



Multiple exhibit spaces



Large library



Discussion spaces



Gallery store



Multiple display spaces



Stunning cafe



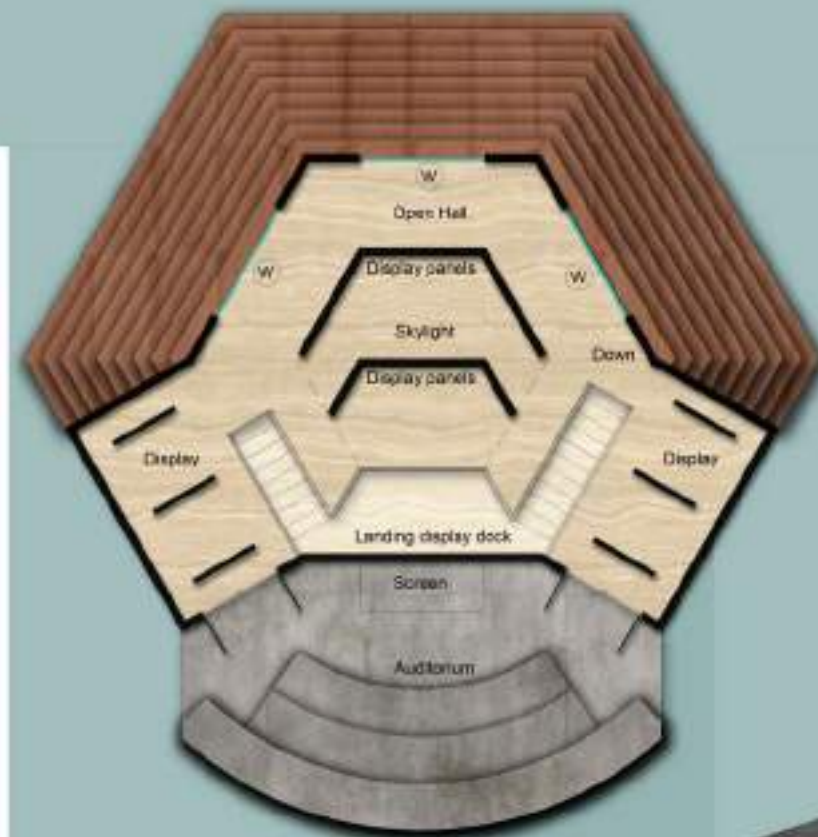
Museum



Pays Homage



Hub for events



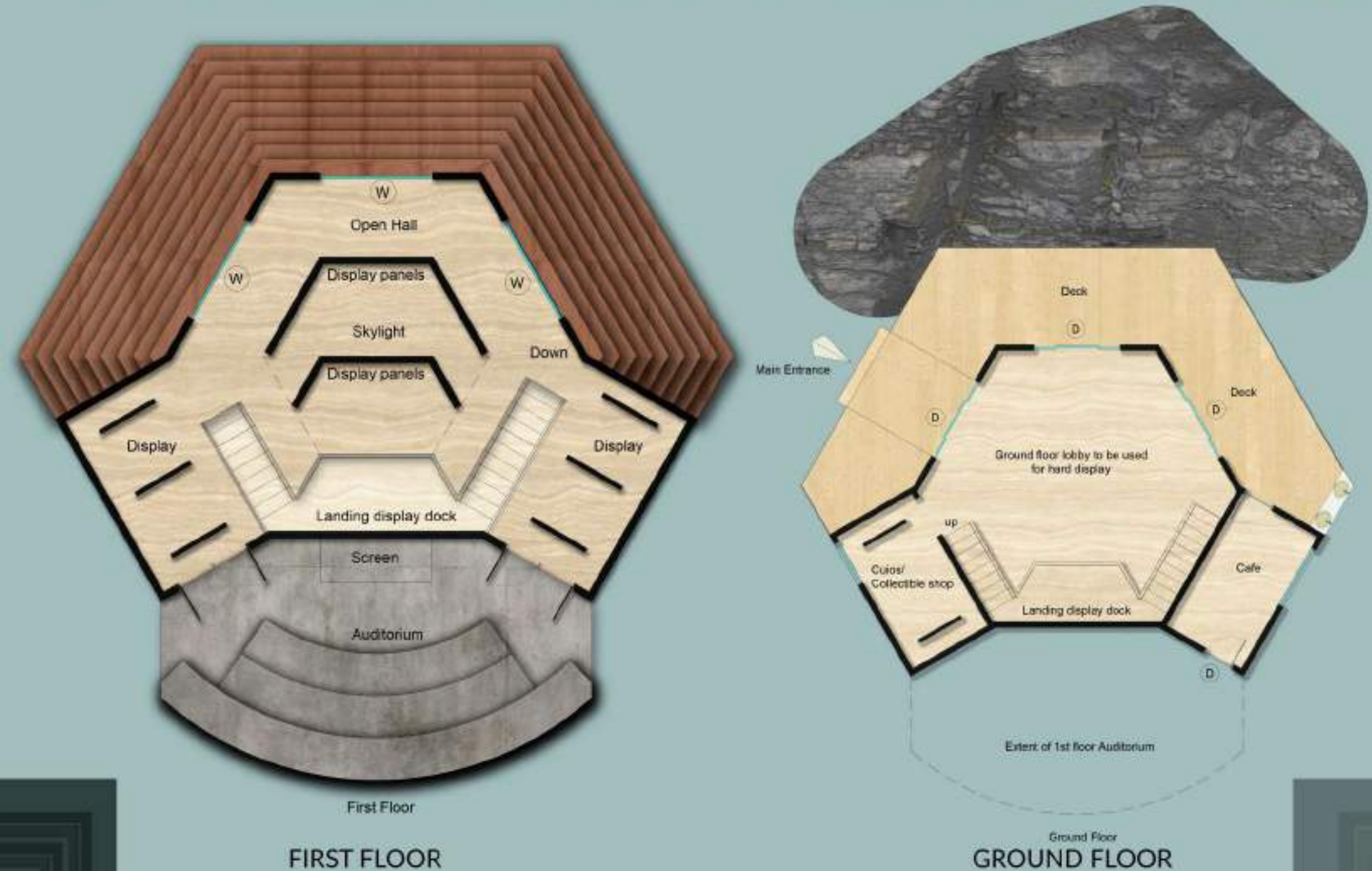
First Floor

FIRST FLOOR

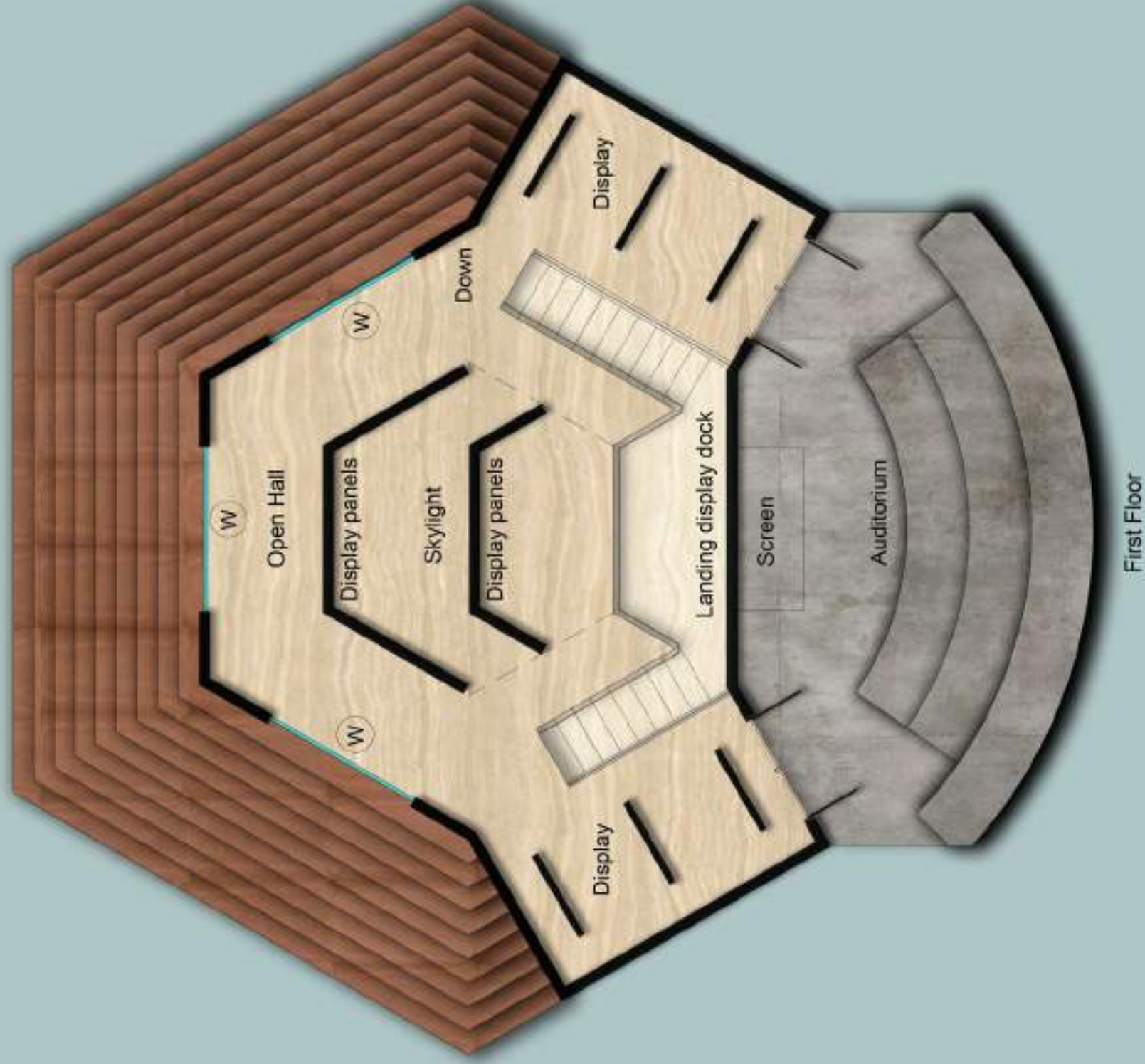


GROUND FLOOR

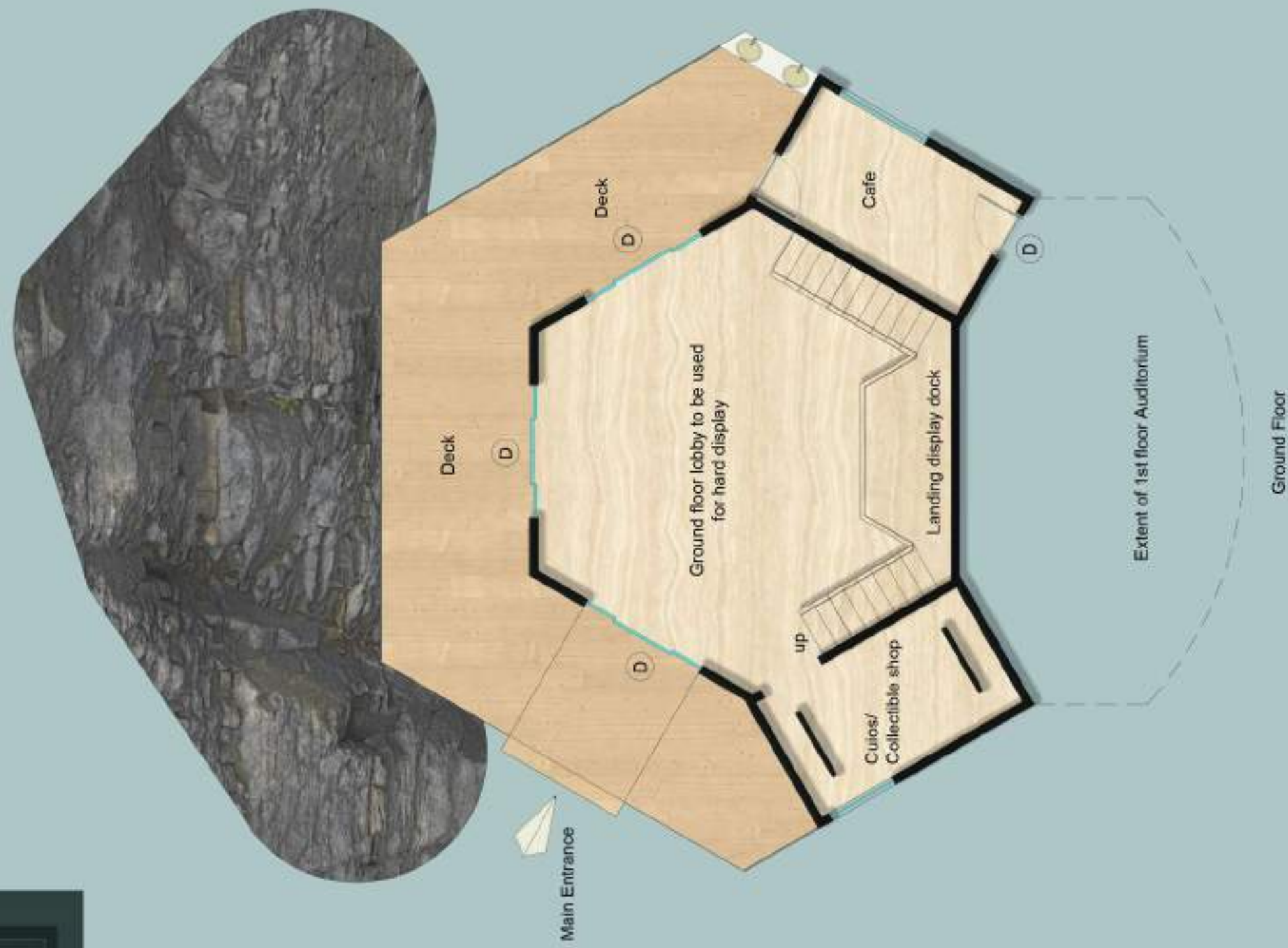
# Admiral Manohar Awati center for ocean sailing (AMACOS)








Admiral Manohar Awati center for ocean sailing (AMACOS)



Ground Floor

Admiral Manohar Awati center for ocean sailing (AMACOS)



Admiral Manohar Awati  
center for ocean sailing  
(AMACOS)



# Admiral Manohar Awati center for ocean sailing (AMACOS)

## Key Aspects and Area Programme



Exclusive cafe



Amphitheater



Information desk



Reading spaces



Dedicated loby



Multiple exhibit spaces



Museum



Pays Homage



Hub for events



Helical Staircase



Library



Discussion spaces



Gallery store



Multiple display spaces

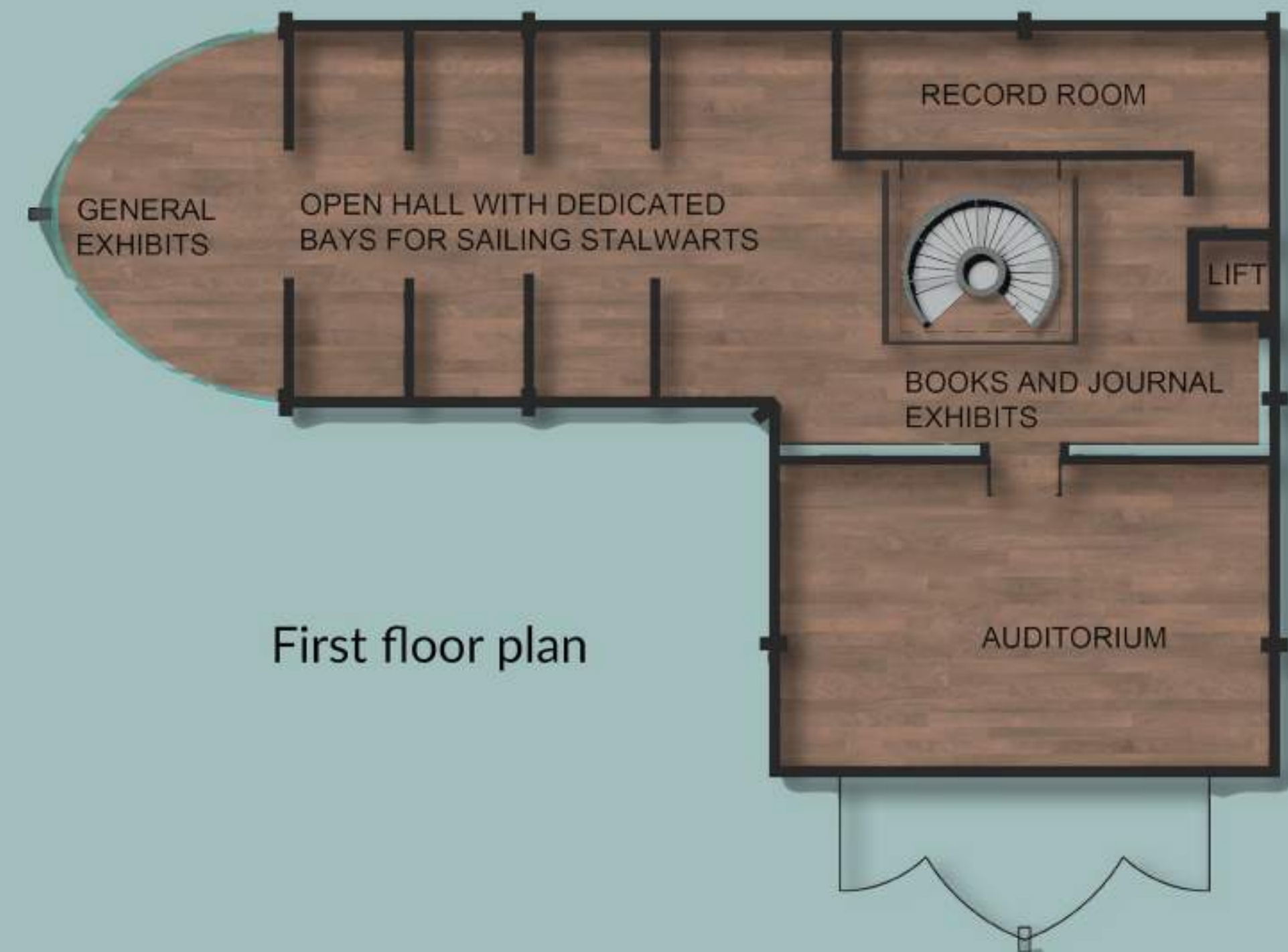
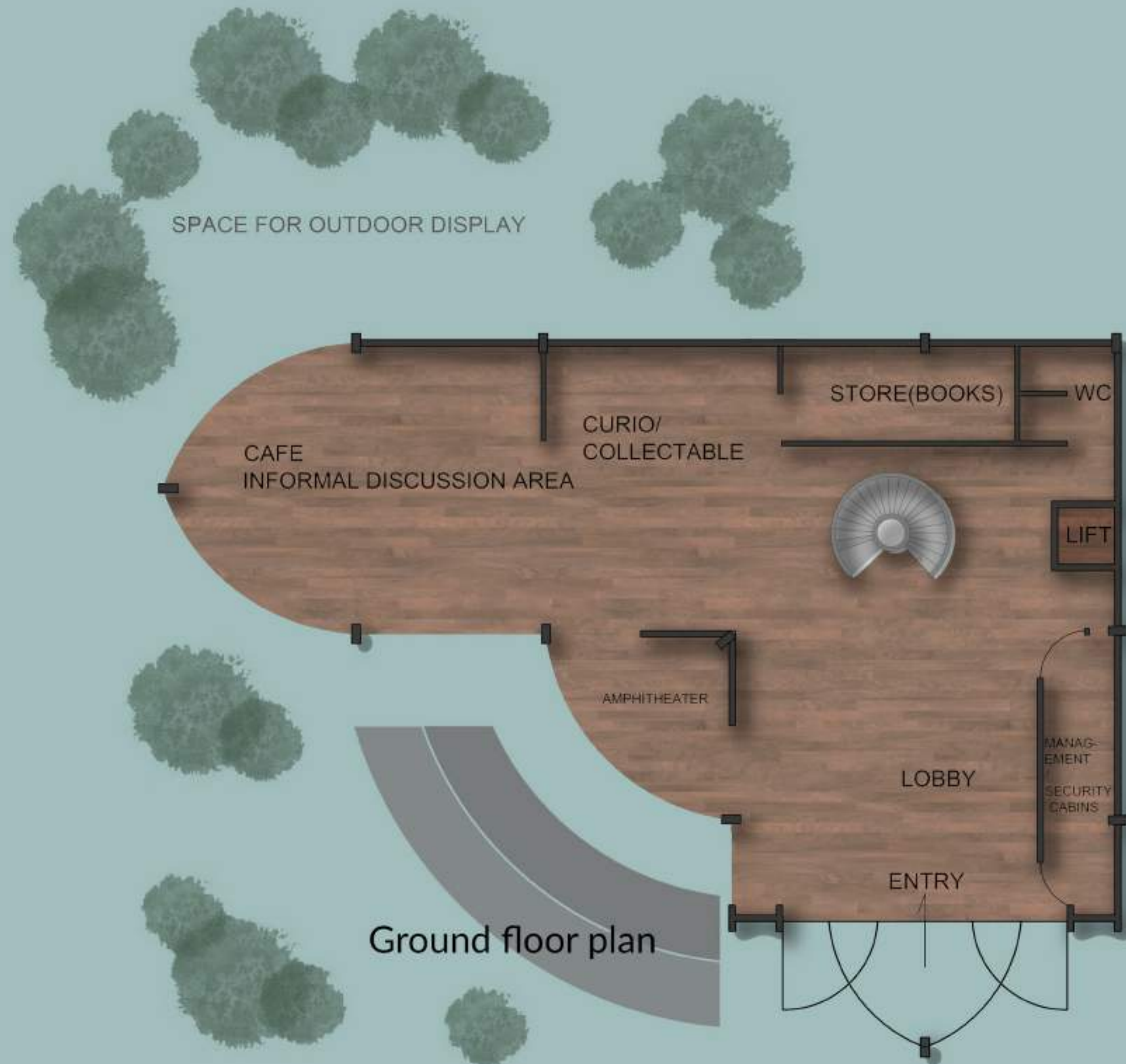


Out door displays





# Admiral Manohar Awati center for ocean sailing (AMACOS)



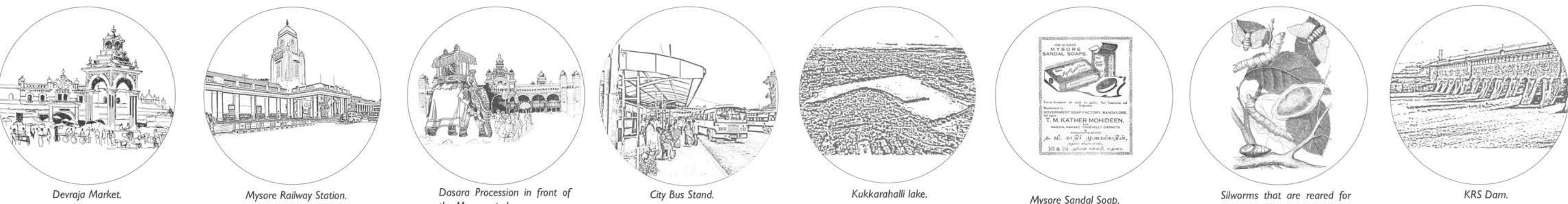
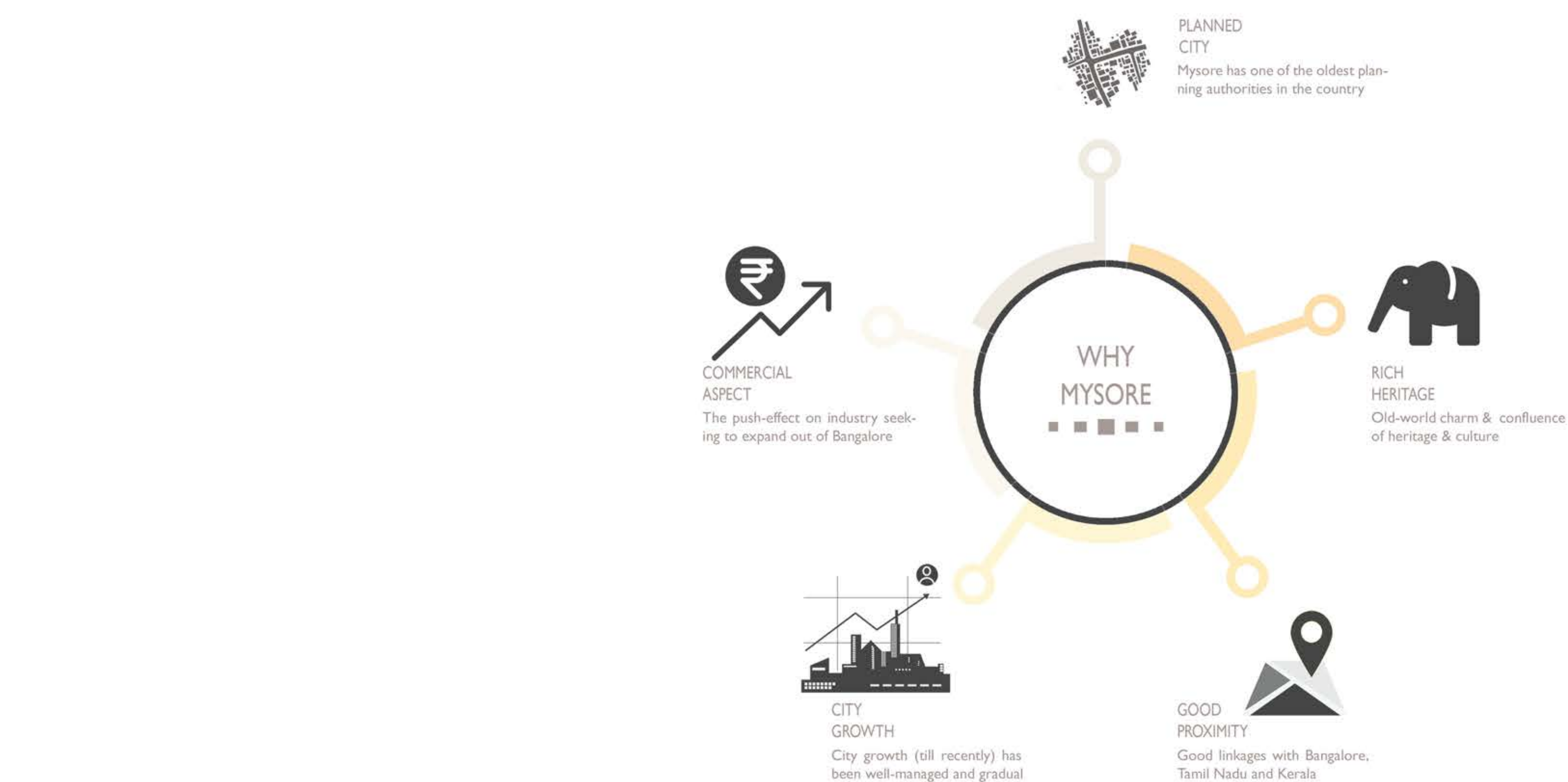


# Admiral Manohar Awati center for ocean sailing (AMACOS)





URBAN DESIGN OF MYSORE CITY :AN INTRODUCTION

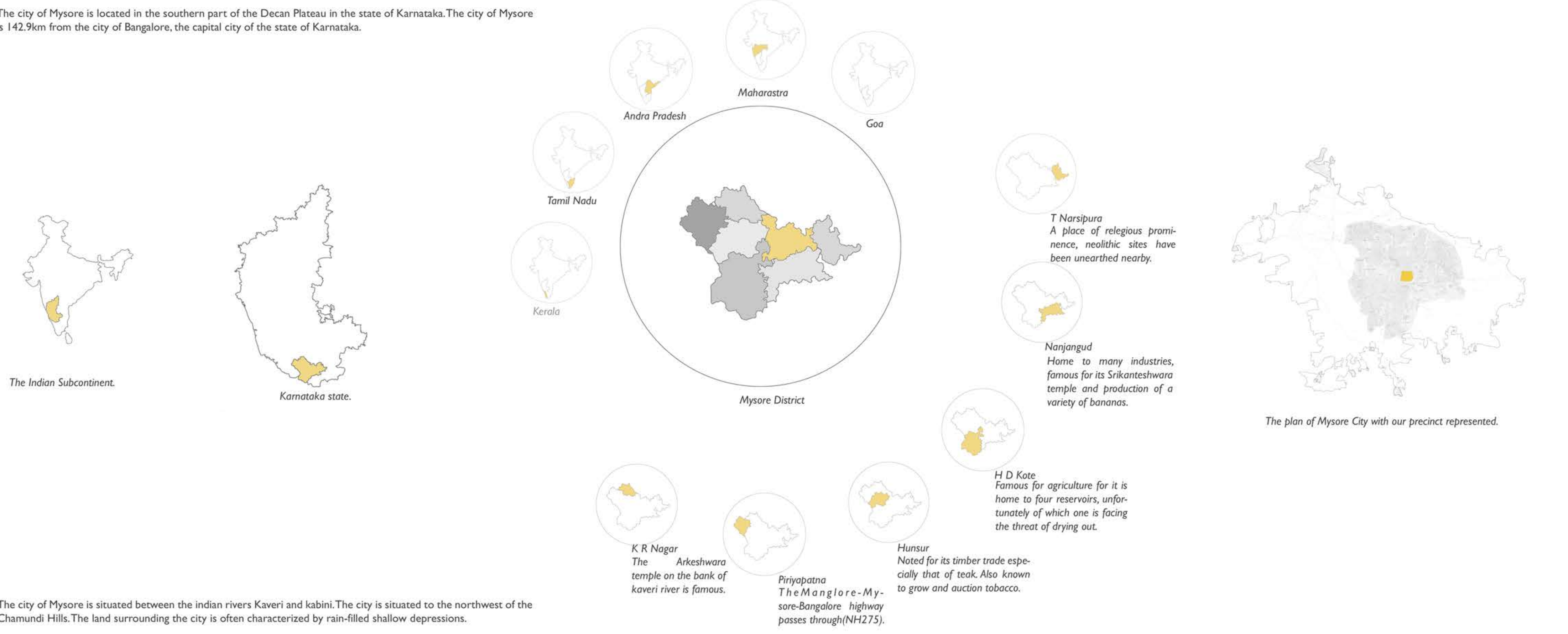


**DEFINITION OF URBAN DESIGN:**  
Urban design is the design of towns and cities, streets and spaces. It is the collaborative and multi-disciplinary process of shaping the physical setting for life in cities, towns and villages; the art of making places; design in an urban context. Urban design involves the design of buildings, groups of buildings, spaces and landscapes, and the establishment of frameworks and processes that facilitate successful development.

**PURPOSE AND AIM OF URBAN DESIGN:**  
To understand the urban development of the city of Mysore from when it originated till today, considering the fact that the city has been in the hands of several different crowns the city has seen several administrations take over and make changes. We have documented a chosen precinct in the city of Mysore to understand the situation of how over the years urbanisation has worked its magic on the city.

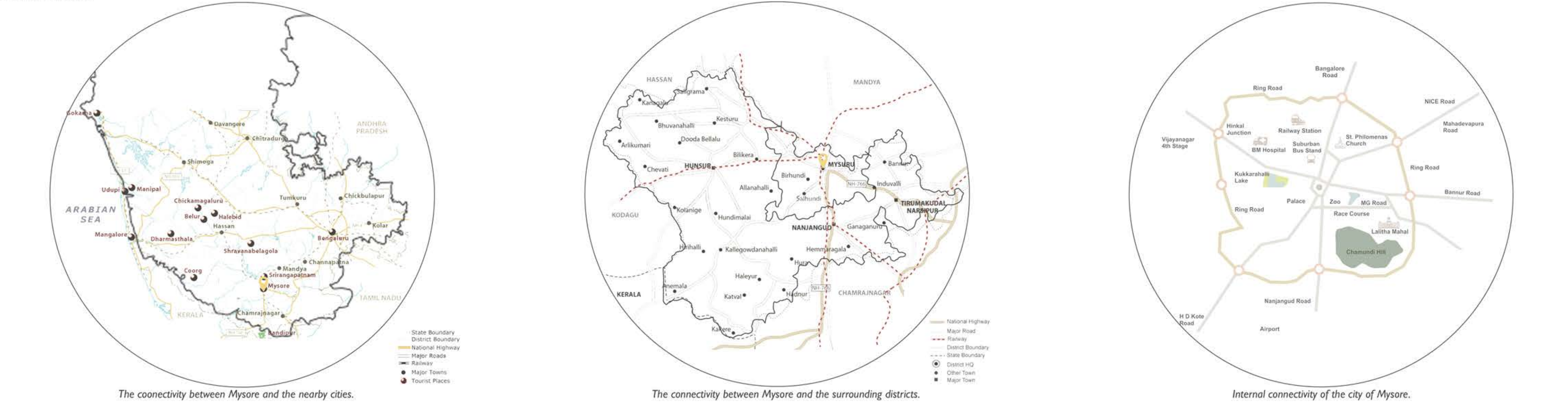
LOCATION AND CONTEXT

The city of Mysore is located in the southern part of the Deccan Plateau in the state of Karnataka. The city of Mysore is 142.9km from the city of Bangalore, the capital city of the state of Karnataka.



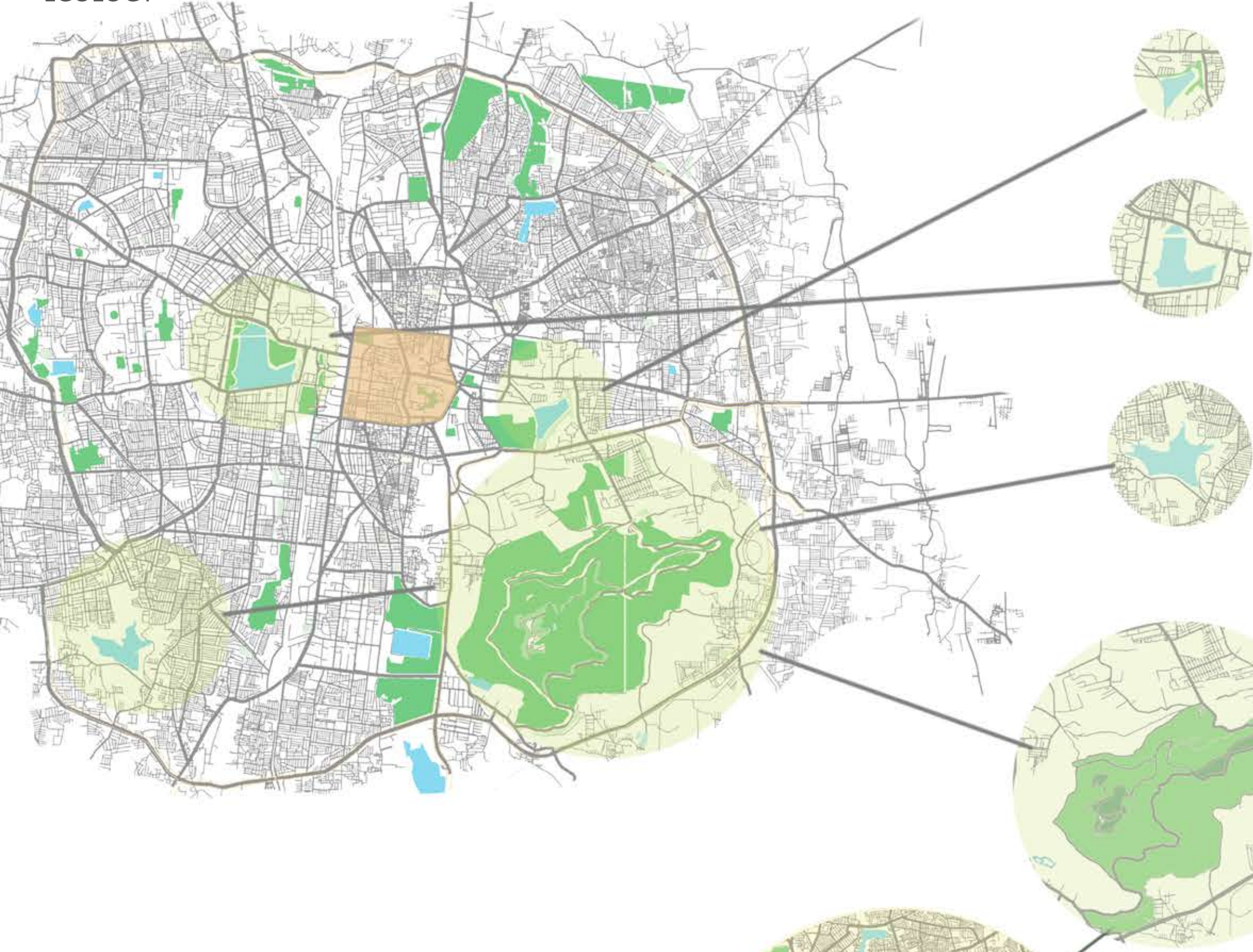
The city of Mysore is situated between the Indian rivers Kaveri and Kabini. The city is situated to the northwest of the Chamundi Hills. The land surrounding the city is often characterized by rain-filled shallow depressions.

CONNECTIVITY





ECOLOGY



KARANJI LAKE

Karanji tank is situated in the eastern side of the Mysore city. It has nine manmade islands covered by trees. Birds and fish are plentiful.

- 5 species
- Ornamental
- 210 species of birds
- 35 species of butterflies

KUKKARAHALLI LAKE

Kukkarahalli tank is situated in the heart of Mysore city, containing fisheries, a large population of birds and several plant species.

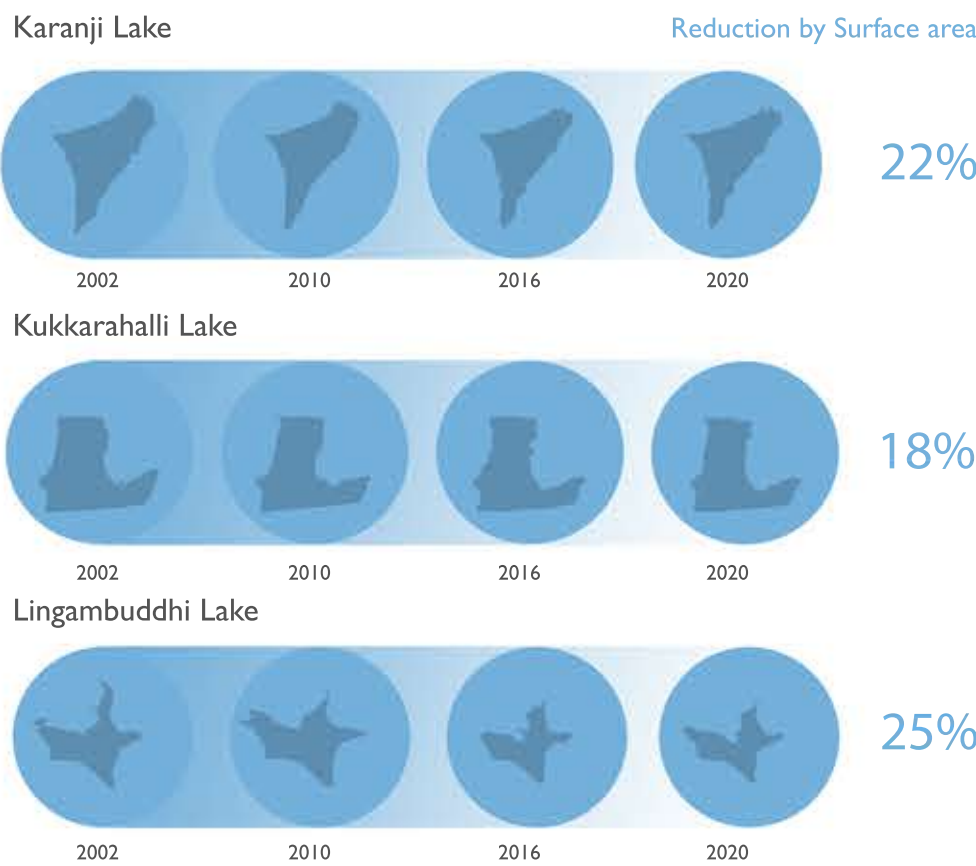
- 9 species of fish
- Ornamental
- 180 bird species

LINGAMBUDDHI LAKE

Lingambudhi tank is situated in South-western part of Mysore which is one of the fast growing parts of Mysore city and it hosts a large number of birds and fish.

- 3 major species
- Ornamental
- 304 species of birds
- 110 species of butterflies

WATER BODY DEPLETION



BIODIVERSITY BREAKDOWN

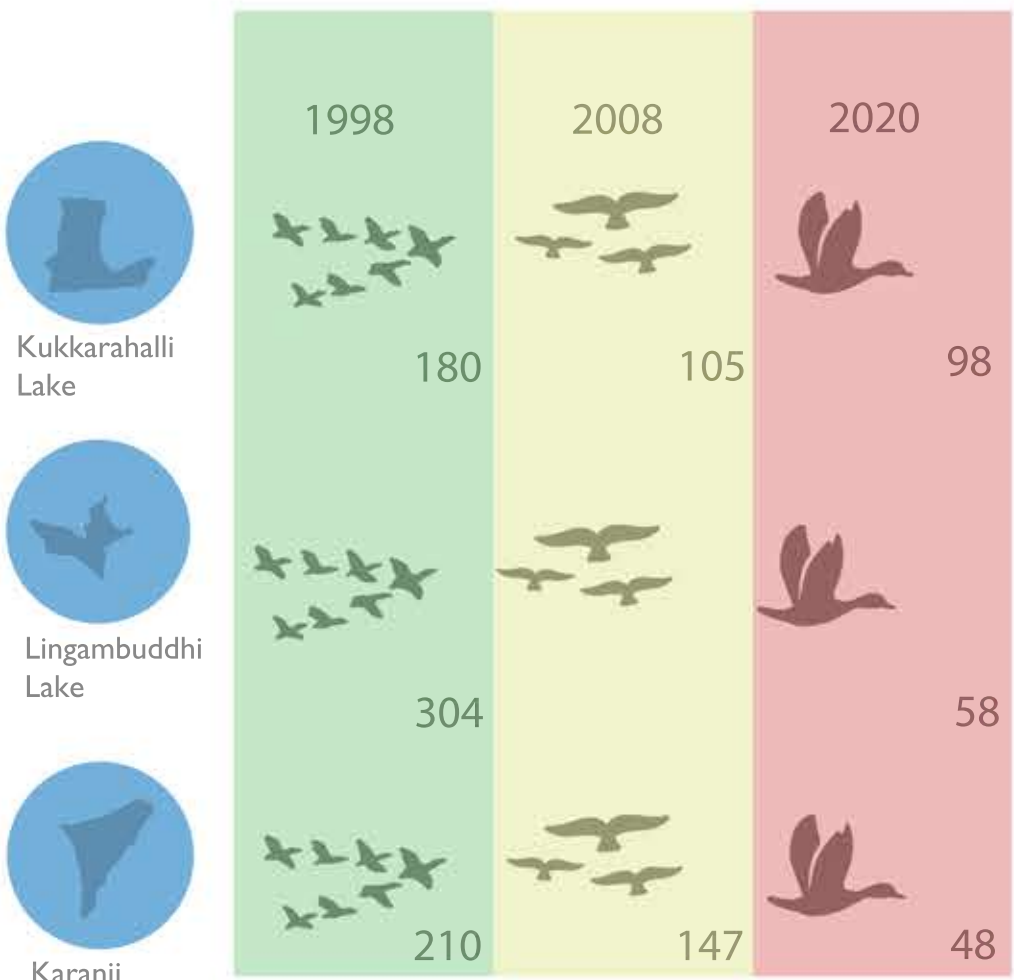
CHAMUNDI HILL

- No Fish
- 32 Tree species, 554 plant species
- 12 Mammal species

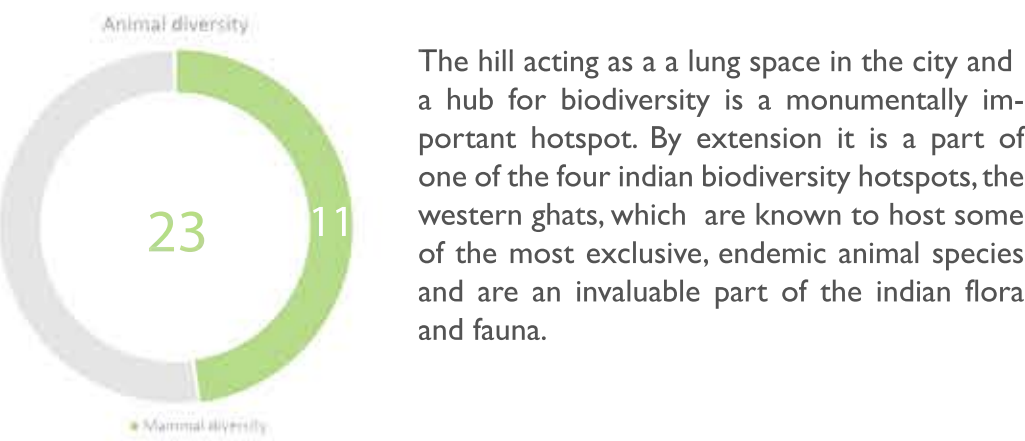
BIRD DIVERSITY DENSITY



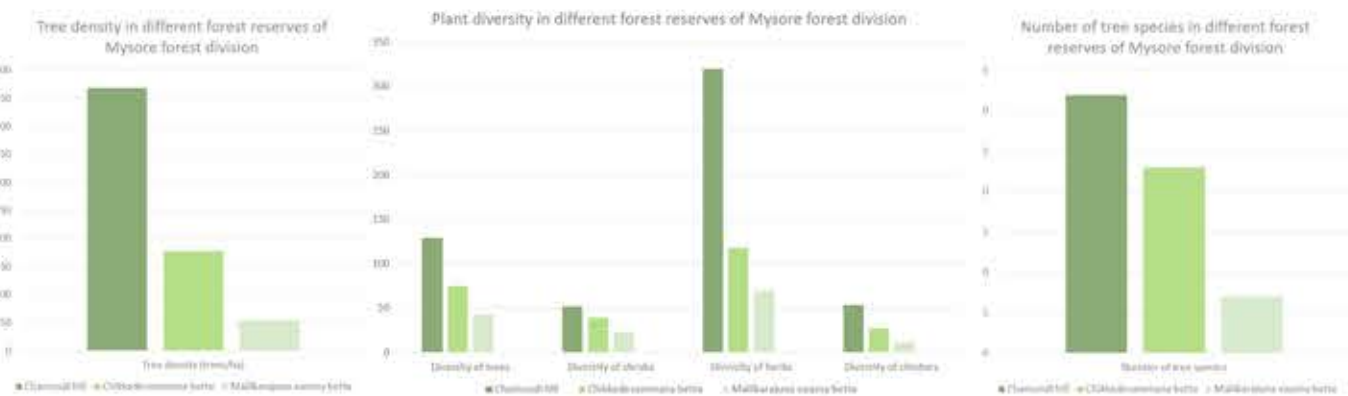
DECLINE IN BIRD SPECIES AND MIGRATION



CHAMUNDI HILL : A biodiversity hotspot of Mysore



The hill acting as a lung space in the city and a hub for biodiversity is a monumentally important hotspot. By extension it is a part of one of the four indian biodiversity hotspots, the western ghats, which are known to host some of the most exclusive, endemic animal species and are an invaluable part of the indian flora and fauna.



Ecological impact of Urbanization

The reduction of the habitats of the birds and animals is directly proportional to uncontrolled urbanization and improper practices in urban development. The city has faced a steep reduction in the ecological presence in the last decade. Unmitigated and irresponsible development would irreversibly change these habitats into unfavourable locations and result in the wiping out of the ecological wealth that Mysore is responsible for.



Black nape hare

Rusty spotted cat


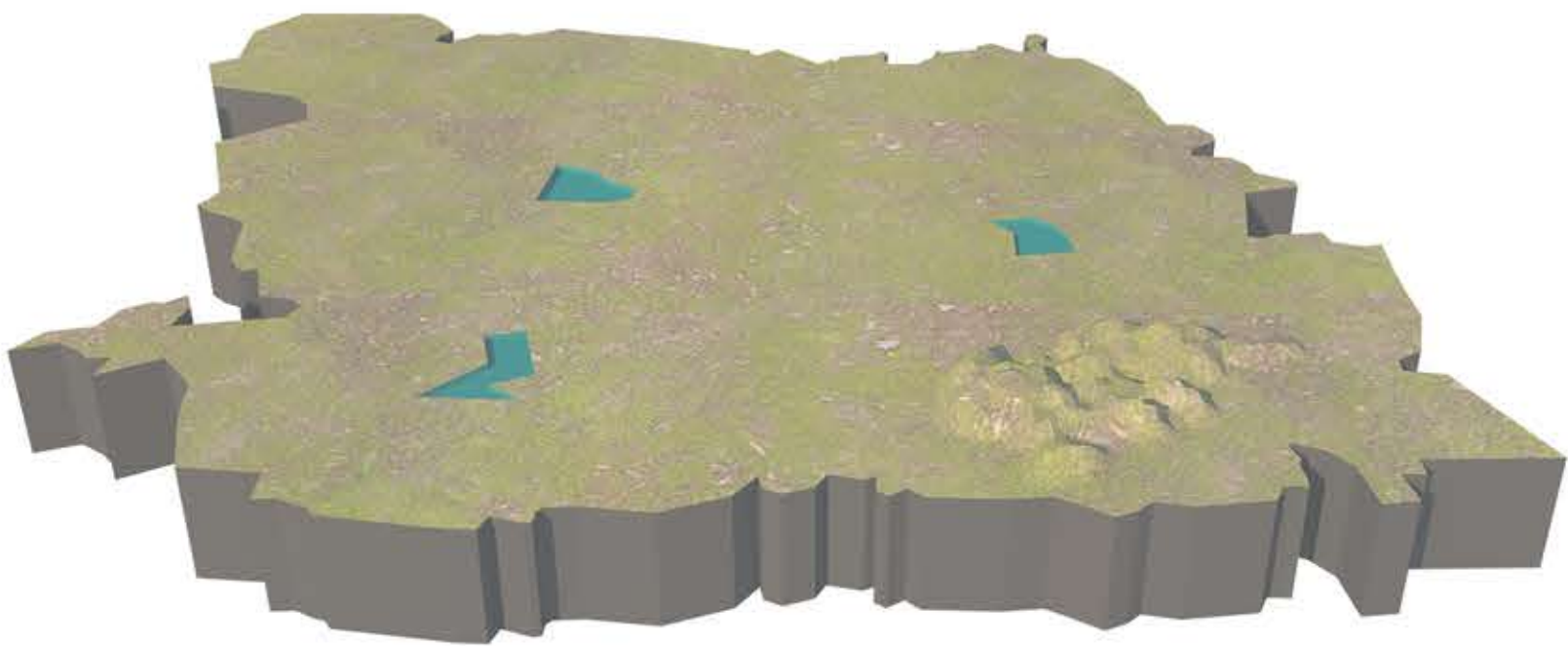
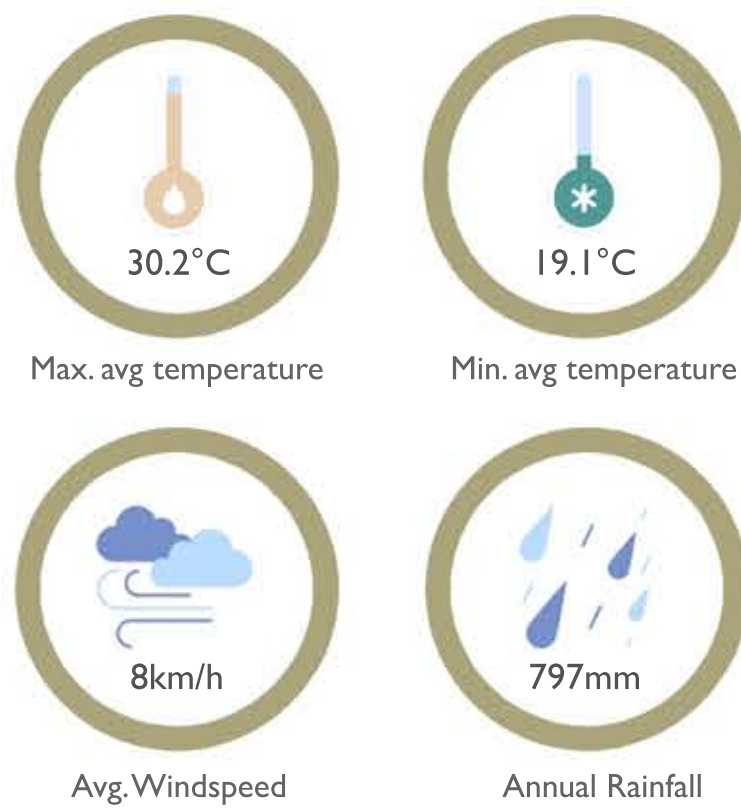
Pangolin

Golden Jackal

Leopard

PHYSICAL FEATURES

Mysore's climate is described as essentially tropical monsoon type, a product of interplay between two opposing air masses of the southwest and northeast monsoon.



Area - City : It is spread across an area of 152 km<sup>2</sup> (60.12 sq mi) at the base of the Chamundi Hills.

The city is located between two rivers: the Kaveri in the north and its tributary, the Kabini in the south.

The majority of the city (2/3rds) slopes towards the Kabini and the rest slopes towards the Kaveri.

IBA STATUS

Important Bird Areas are sites of international importance for the conservation of birds and their habitats.

Among 465 conservation priority locations identified as Important Bird Areas (IBA) spread throughout India, Mysore district hosts 12.



KARANJI LAKE

Most recent IBA monitoring assessment			
Year of assessment	Threat score (pressure)	Condition score (state)	Action score (response)
2013	very high	near favourable	low

KUKKARAHALLI LAKE

Most recent IBA monitoring assessment			
Year of assessment	Threat score (pressure)	Condition score (state)	Action score (response)
2013	high	near favourable	negligible

LINGAMBUDDHI LAKE

Most recent IBA monitoring assessment			
Year of assessment	Threat score (pressure)	Condition score (state)	Action score (response)
2013	low	favourable	negligible



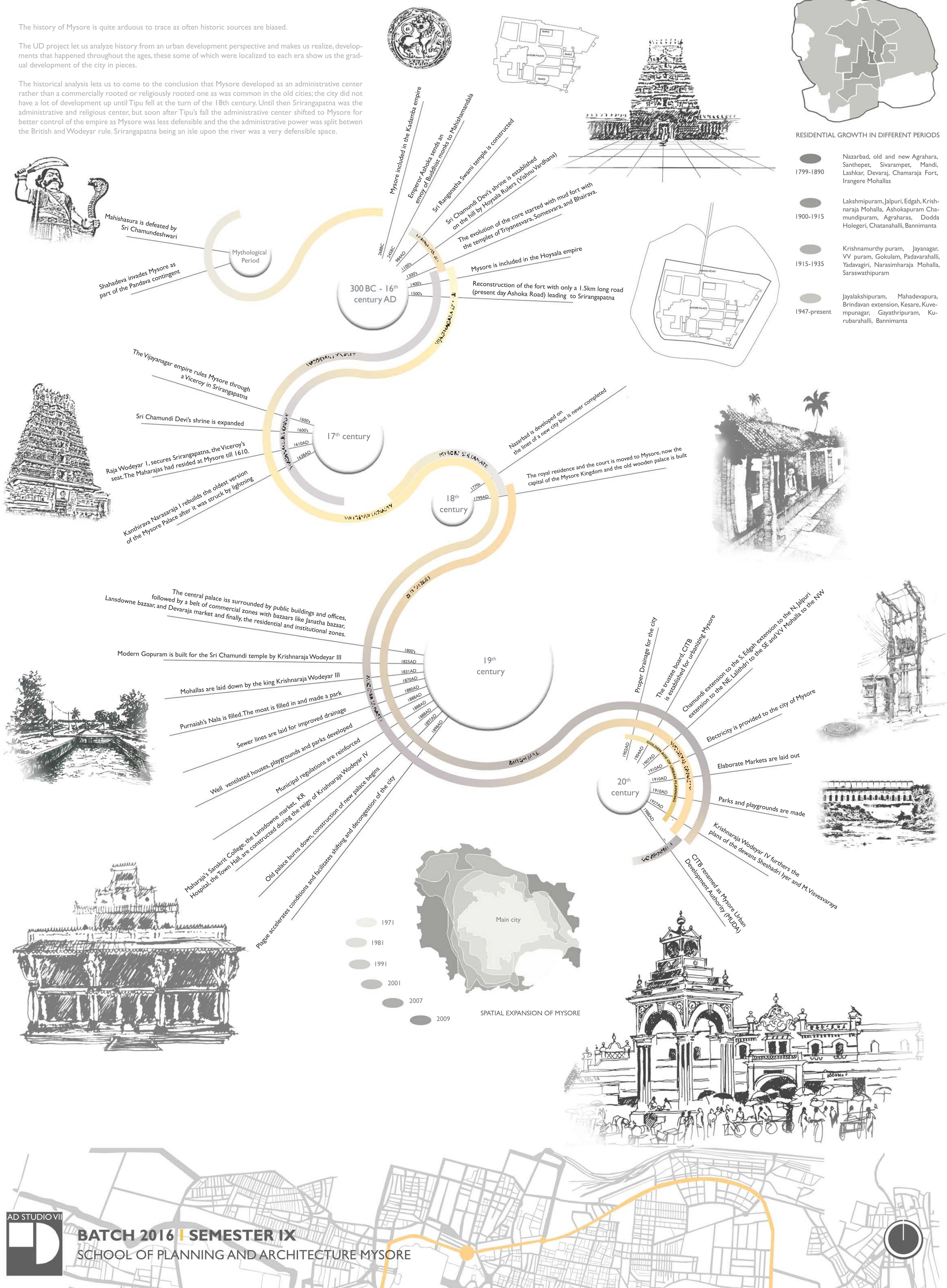


# URBANISATION IN THE HISTORIC PERSPECTIVE

The history of Mysore is quite arduous to trace as often historic sources are biased.

The UD project let us analyze history from an urban development perspective and makes us realize, developments that happened throughout the ages, these some of which were localized to each era show us the gradual development of the city in pieces.

The historical analysis lets us to come to the conclusion that Mysore developed as an administrative center rather than a commercially rooted or religiously rooted one as was common in the old cities; the city did not have a lot of development up until Tipu fell at the turn of the 18th century. Until then Srirangapatna was the administrative and religious center, but soon after Tipu's fall the administrative center shifted to Mysore for better control of the empire as Mysore was less defensible and the administrative power was split between the British and Wodeyar rule. Srirangapatna being an isle upon the river was a very defensible space.





## ADMINISTRATION

The annotated timeline encompasses principal events that concern the administration of the city of Mysore from the end of the 18<sup>th</sup> century through the present day.

The timeline focuses on the establishment of new offices, changes in power and the most remarkable or notable achievement or events with regard to the administration of the royal city of Mysore.



20 Cash coin issued by Maharaja Sir Mummadi Krishnaraja III Wodeyar in the Princely State of Mysore in 1839 AD



SPATIAL EXPANSION OF MYSORE



RESIDENTIAL GROWTH IN DIFFERENT PERIODS




Minted only in 1947, this one rupee nickel coin featured a bust of George VI surrounded by his name on the obverse side and the face value, country and date surrounded by wreath on the reverse. It was not until 15 August 1950 that India introduced replaced British raj coinage with new coins.



The civic administration of the city is managed by the Mysore City Corporation, which was established as a municipality in 1888 and converted into a corporation in 1977, headed by the mayor and overseeing engineering works, health, sanitation, water supply, administration and taxation.

Urban growth and expansion is managed by the Mysore Urban Development Authority (MUDA), which is headed by a commissioner. Its activities include developing new layouts and roads, town planning and land acquisition.

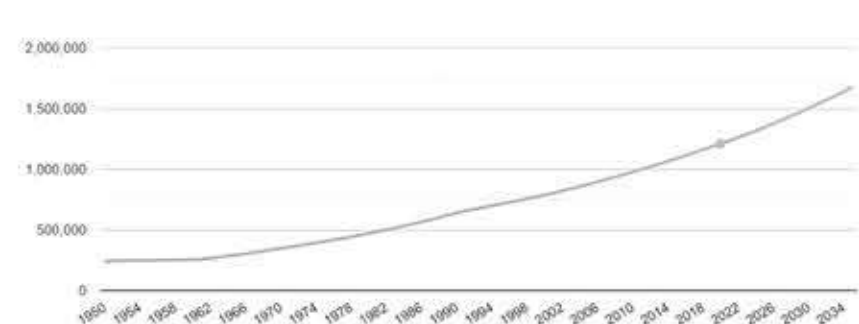
## DEMOGRAPHY




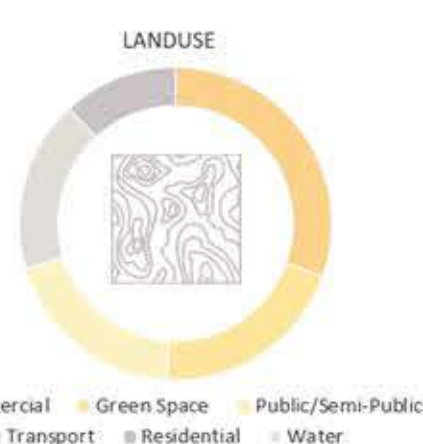
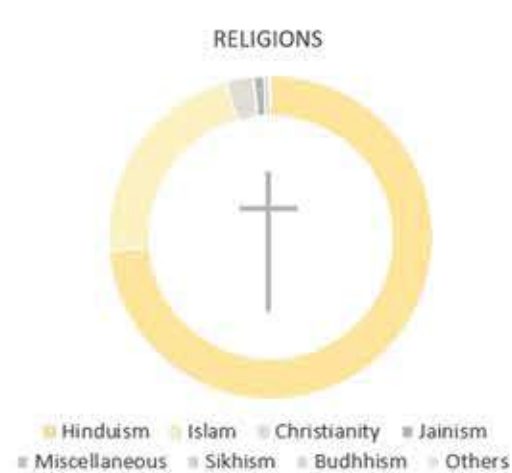
Total Population - 893,062 people

50.01% (446,676) 49.99% (446,386)

The sex ratio is 995 females per 1000 males



Population growth graph of Mysore



One in 395 people are homeless in Mysore

The number of infants born during 2001 to 2011 is 49,500



6 out of 8 people have received some form of education, either primary or secondary

## ECONOMY

👤 = Components of the sector  
💰 = Contribution of the sector  
₹ = 1 crore INR  
% = Contribution to GSDP

Gross District Domestic Product (GDDP) = 13647 cr



(Source: State and District Domestic Product of Karnataka-2014-15)





## Important cultural landmarks in the city of Mysore




## Legend

- Government run instutitions
- Institutions
- Palaces
- Culinary places
- Cultural institutes
- Procession Pathway



Mysore Pak

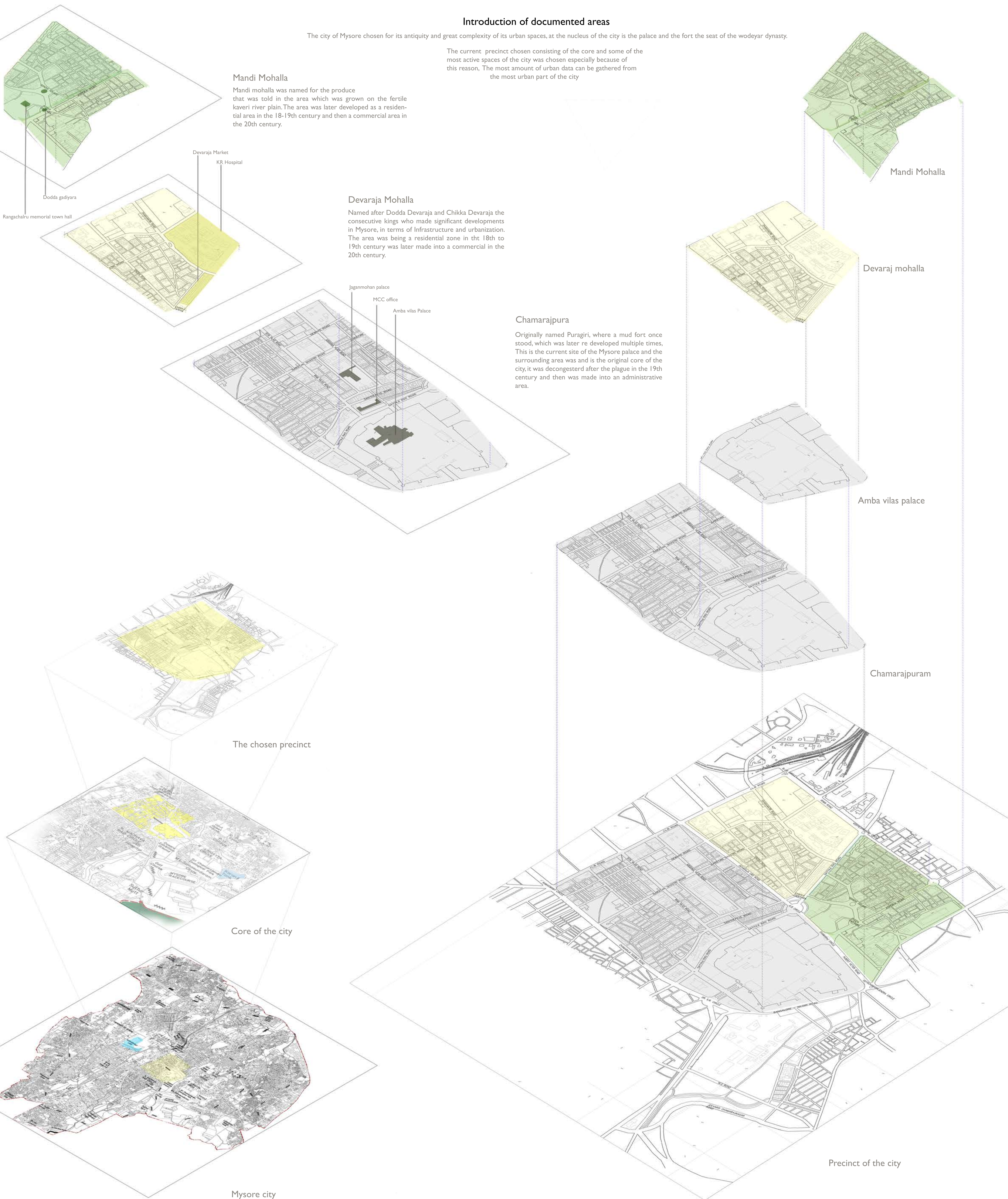




Introduction of documented areas

The city of Mysore chosen for its antiquity and great complexity of its urban spaces, at the nucleus of the city is the palace and the fort the seat of the wodeyar dynasty.

The current precinct chosen consisting of the core and some of the most active spaces of the city was chosen especially because of this reason, The most amount of urban data can be gathered from the most urban part of the city







Mr.Bopanas property located within a se-  
cluded farm in coorg is where a homestay  
with luxurious amenities and comfortable  
design would meet to form a delight for the  
senses the theme and the concept given to  
me was the one of the balinese resorts and  
homes to try to match the tranquil feeling in  
the coorg farm



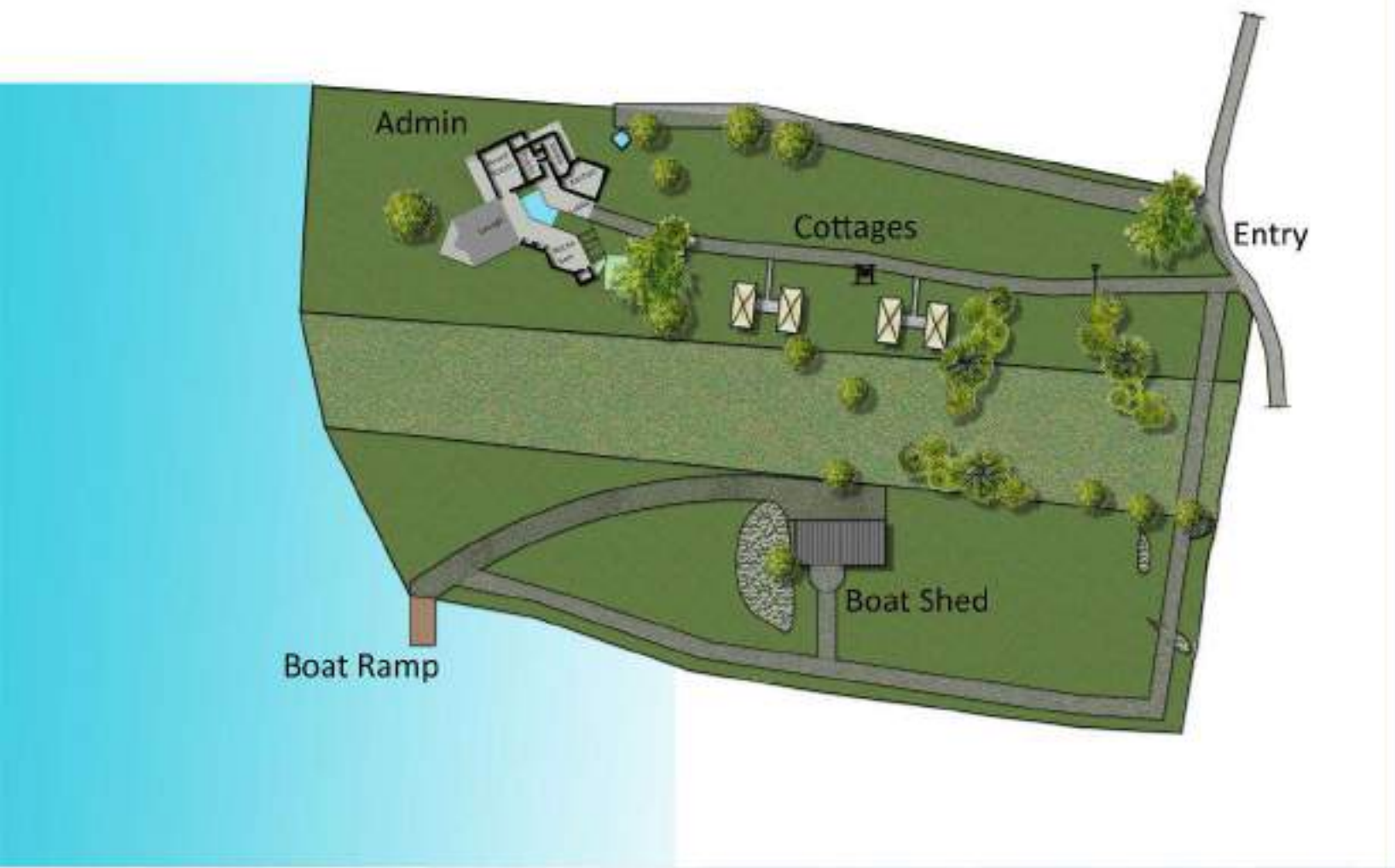


Mr jeevans residence was to be designed within lands in coorg, it was to be a private residence tucked away amongst nature, with creature comforts. A sort of vacation home. The concept grew from respecting traditional homes in the area but built with a modern touch to it. so we recommended a traditional pitched roof home with all modern amenities within, with a pool on stilts a rec rom, a bar and so much more the design grew from being a space within nature into a comfortable escape from bustling urban life.

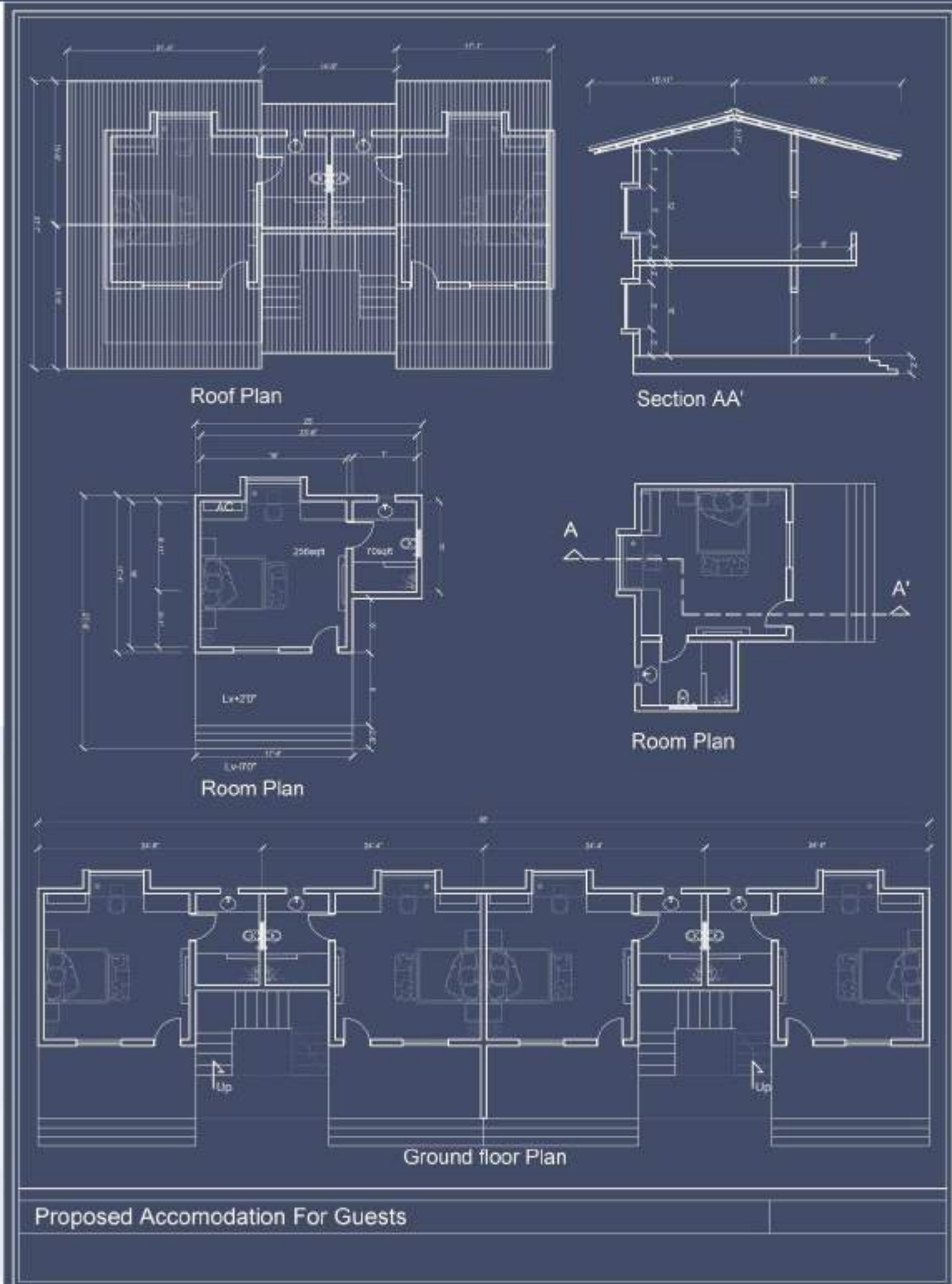


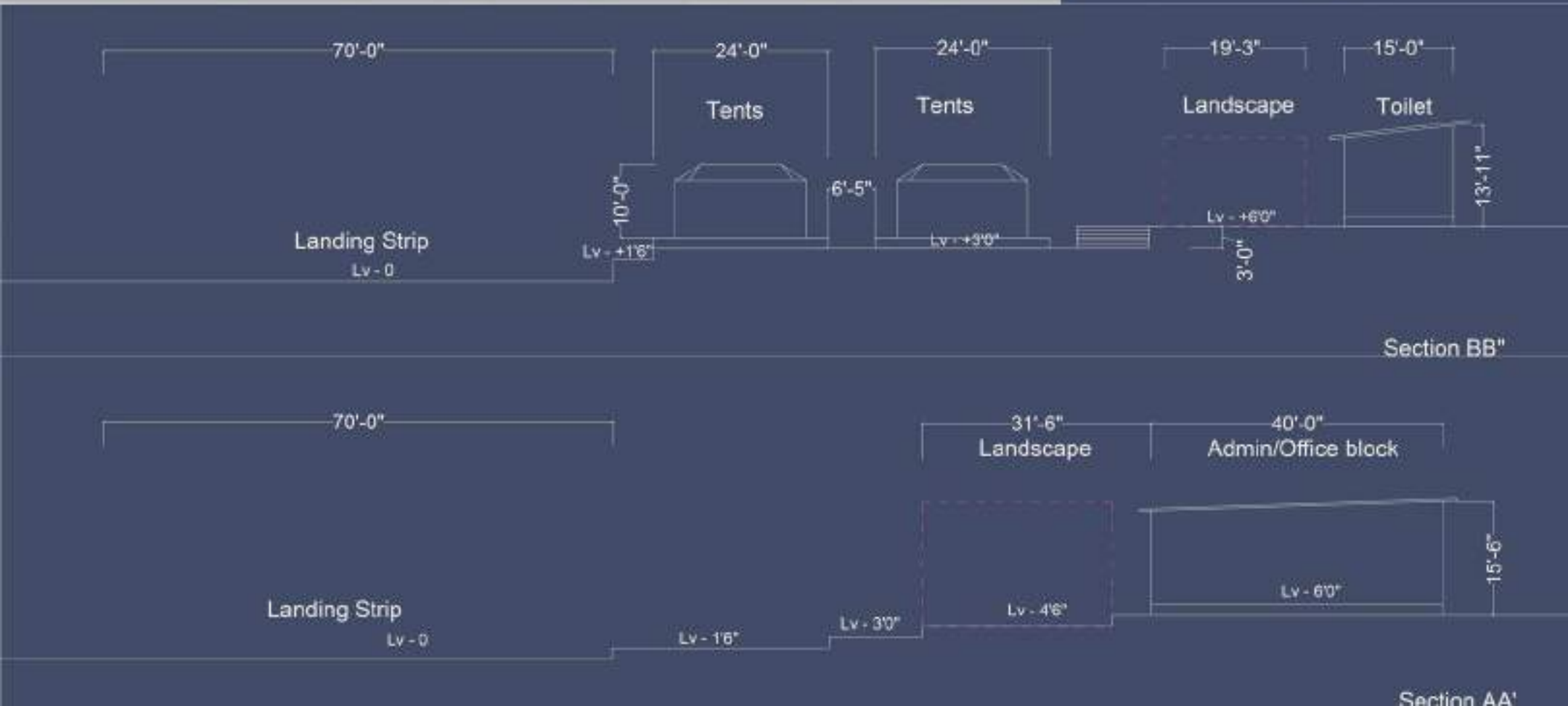
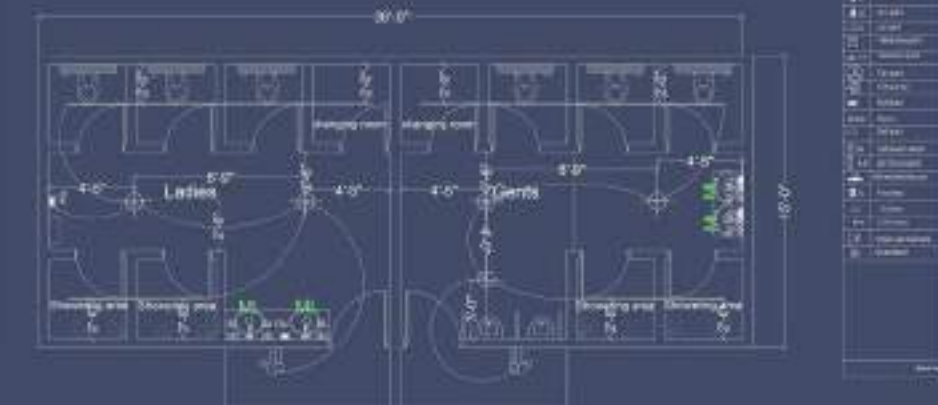


Point B -Site Plan



The second location of the RMSC Sailing club is to be an administrative location with comfortable rooms recreation facilities and a boat storage this is still in the design phases



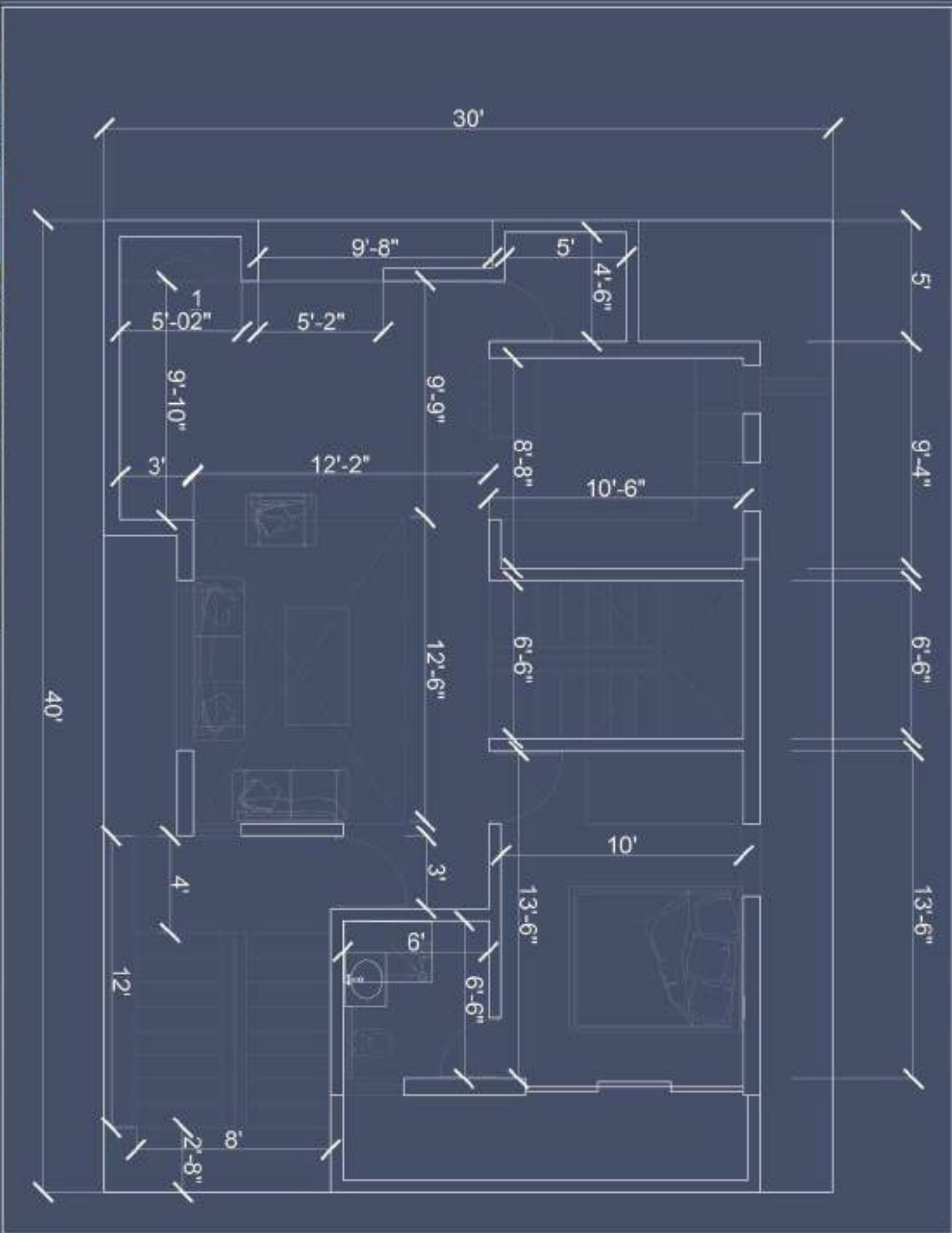


The RMSC sailing club was planned with the aim of educating young people how to sail, and thus required sites and infrastructure around the backwaters to sail to and from, out of three sites chosen Point AJ is built with horse stables accomodation and a boat shed,





This residence was designed on top of an existing structure and as such we needed to be aware of the spaces below how the exterior would ultimately look and how much we could conserve and retool

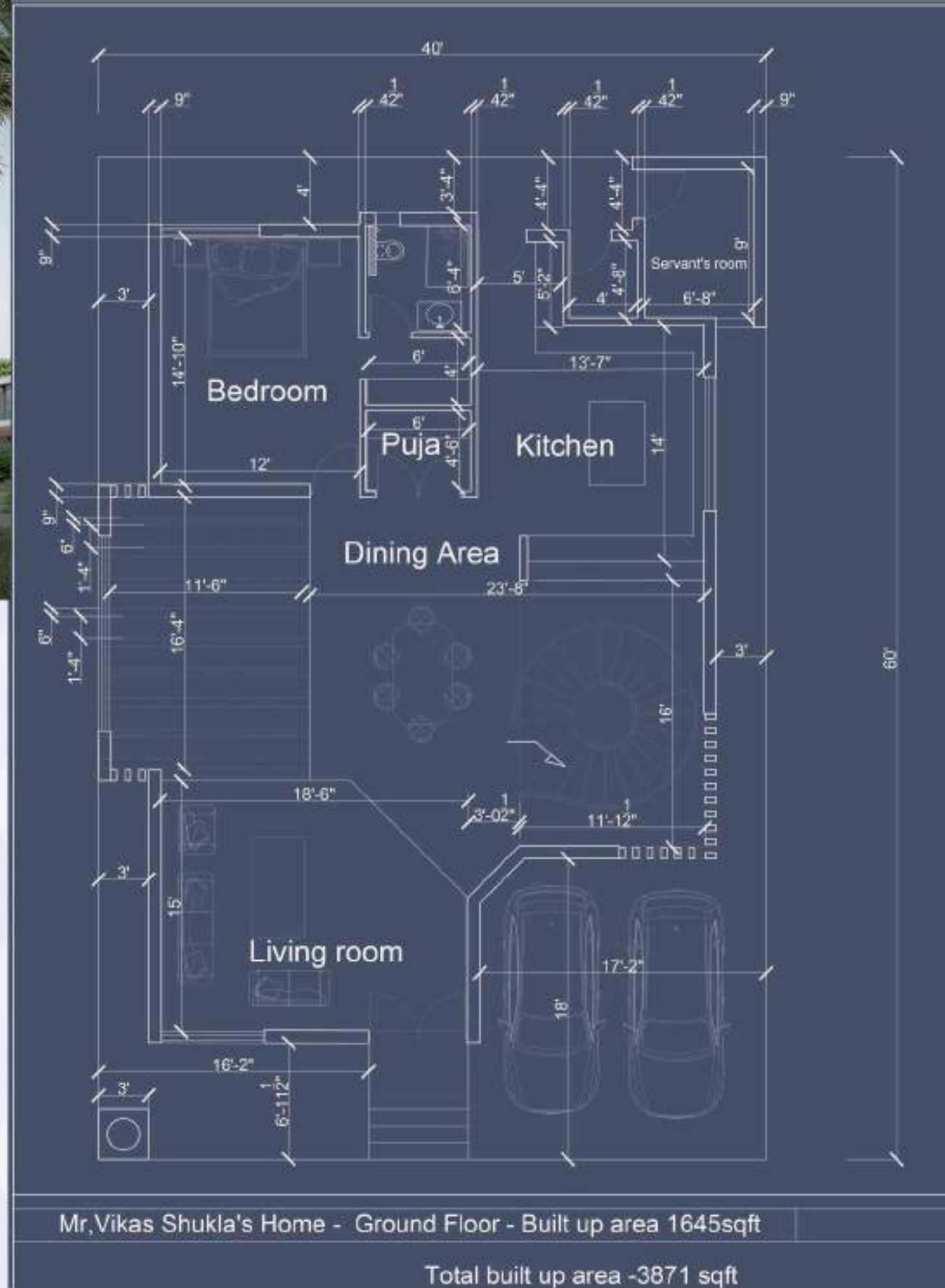


Mrs.Chitra Rao Residence - Ground floor plan

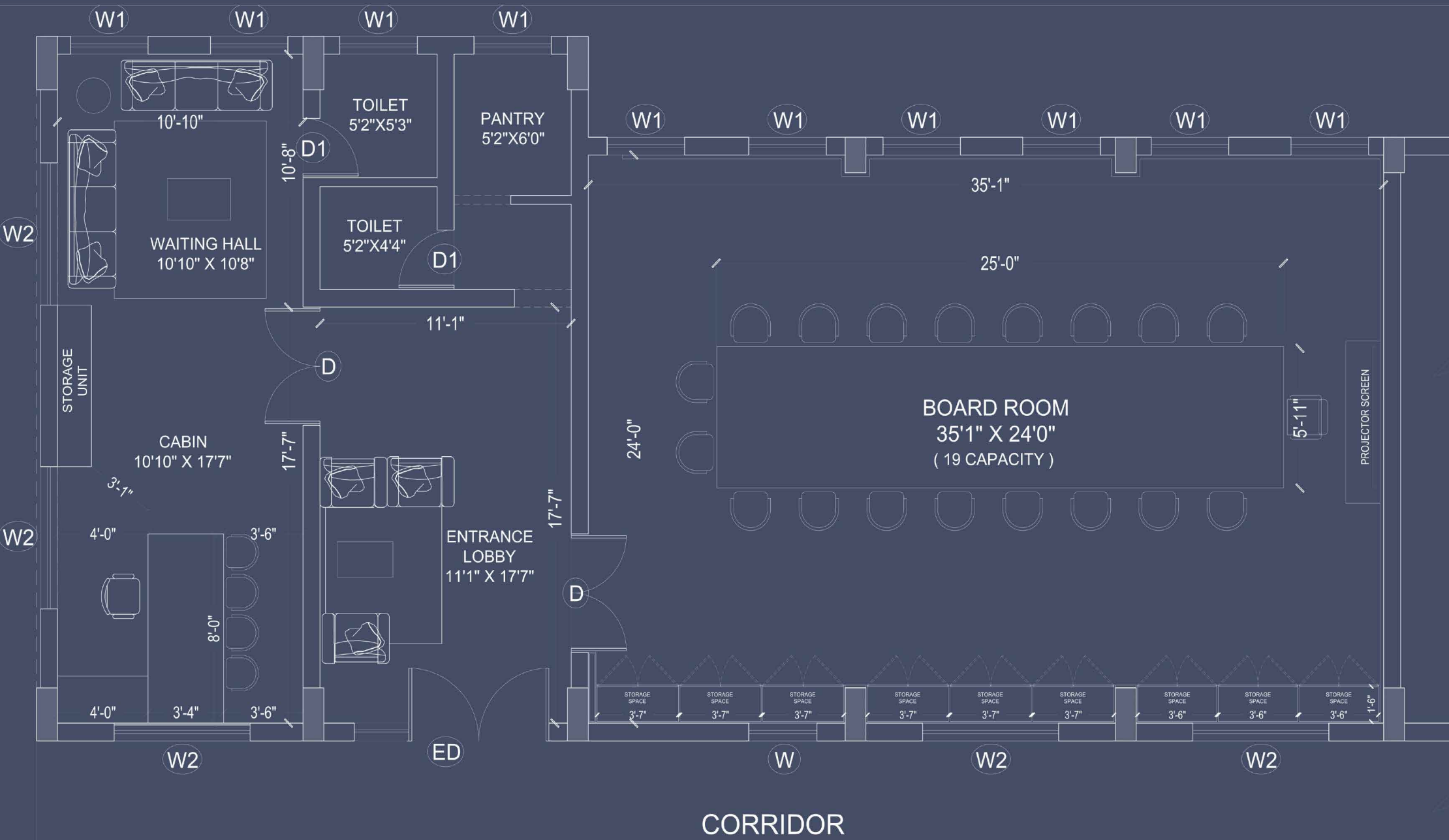




The Client wanted a modern home with warm tones and an earthy feel, we decided to use a set of off whites, wood and stone cladding to bring about a harmonious design and a noticeable contrast



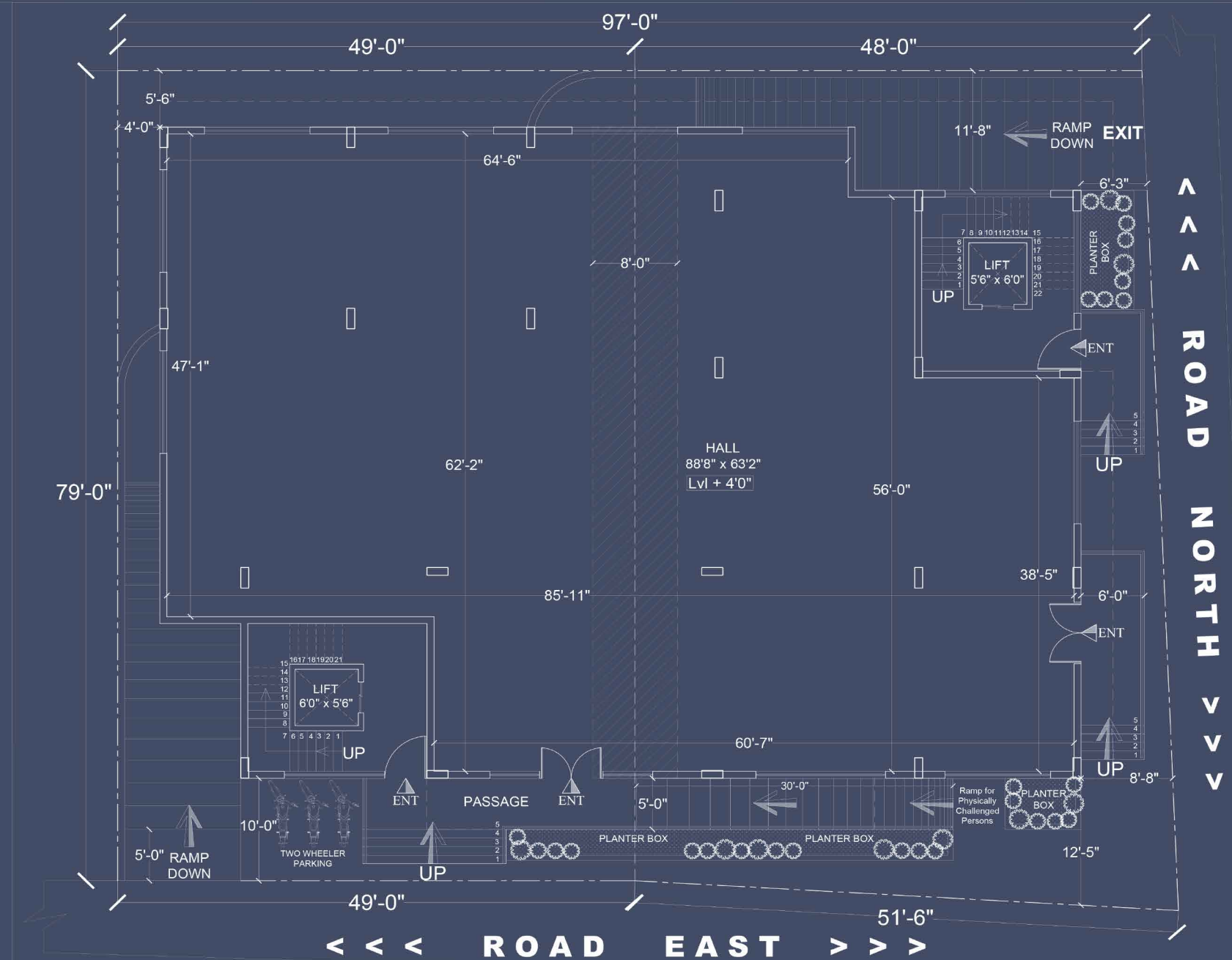




A smaller segment that was given to me out of a larger project, which led to the me also deigning its auxiliary spaces. I tried to deviate out of the standard approach for meeting spaces but was unable to as the clients wanted an austere formal space. The additional spaces turned out to be a lot of fun to design as they were a pantry, a waiting room and an office respectively. To me the mixture of the formal and semi formal spaces was a wonderful chance to use different furniture to emphazie the use of the series of spaces.



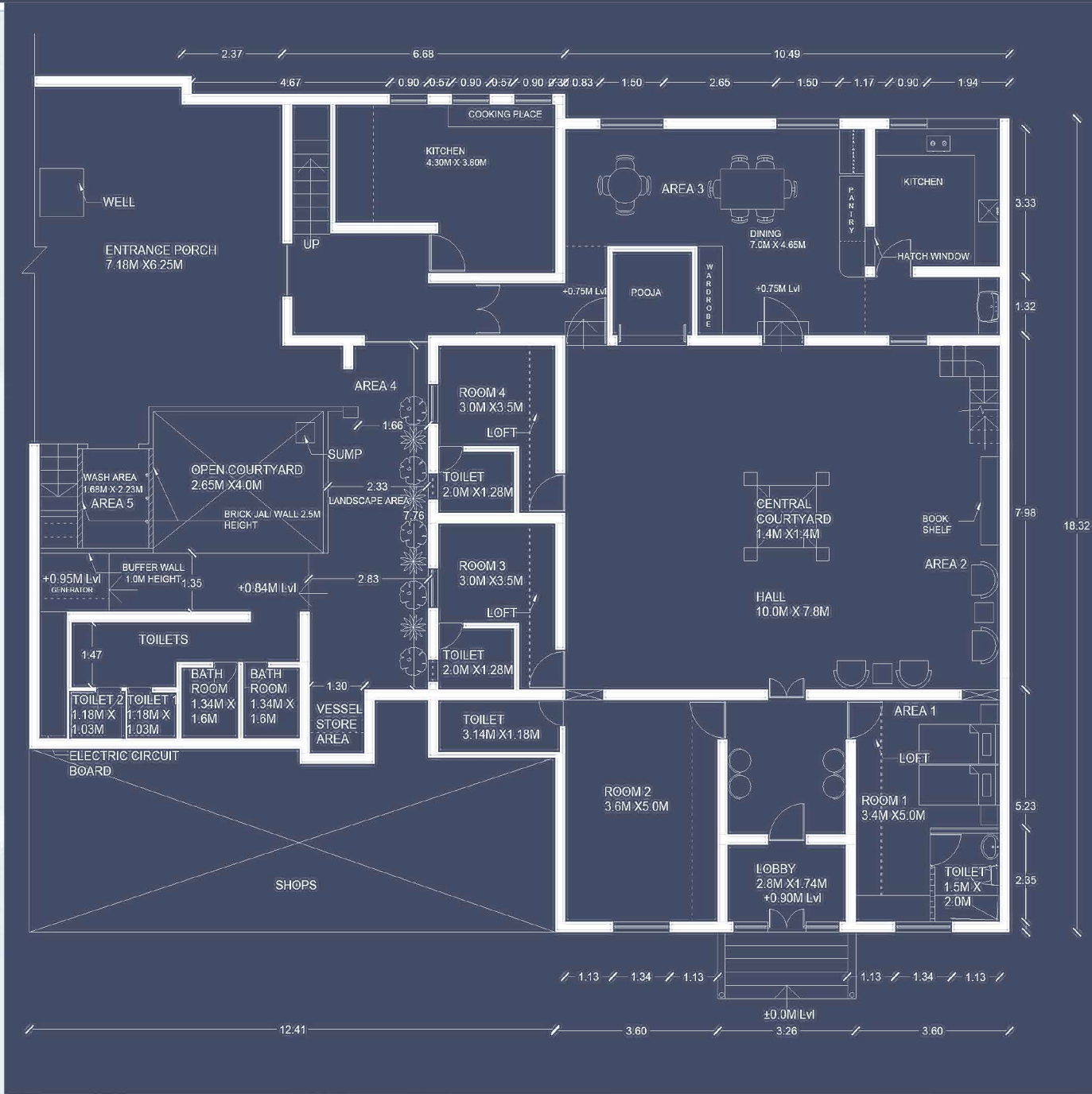
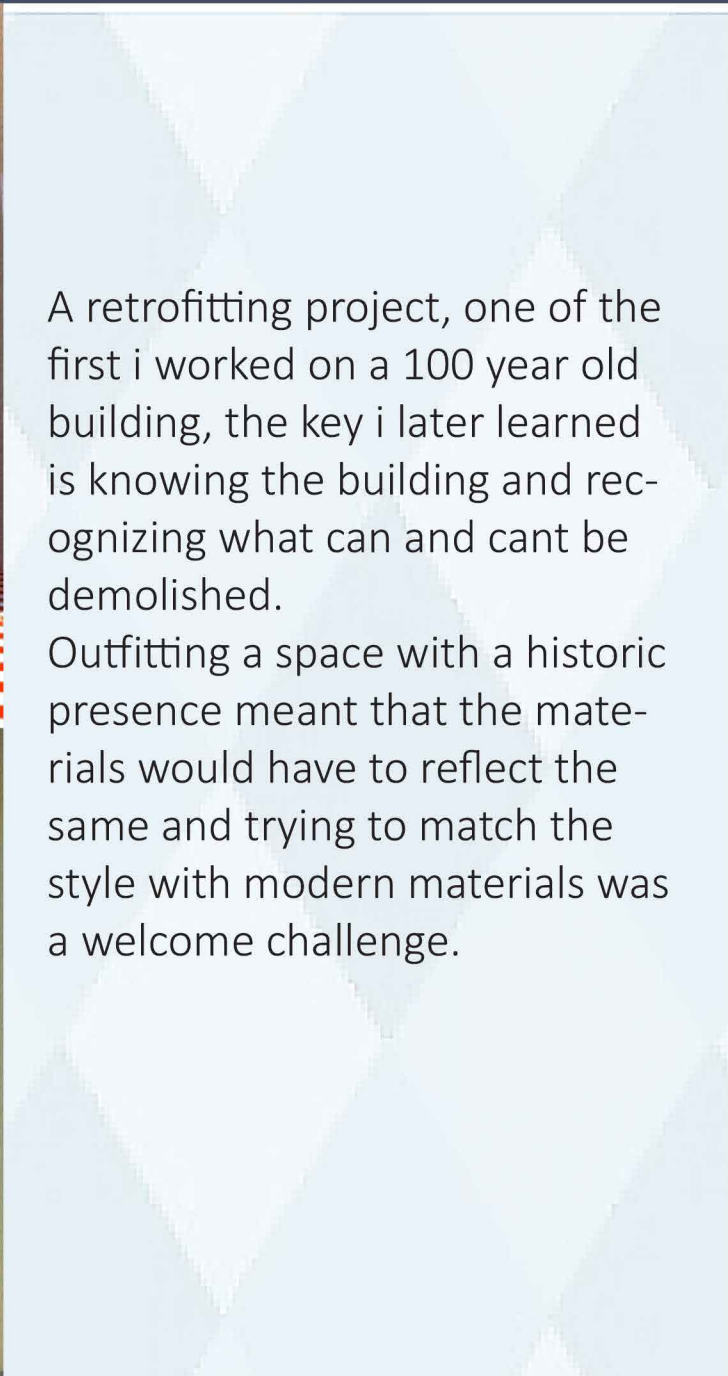




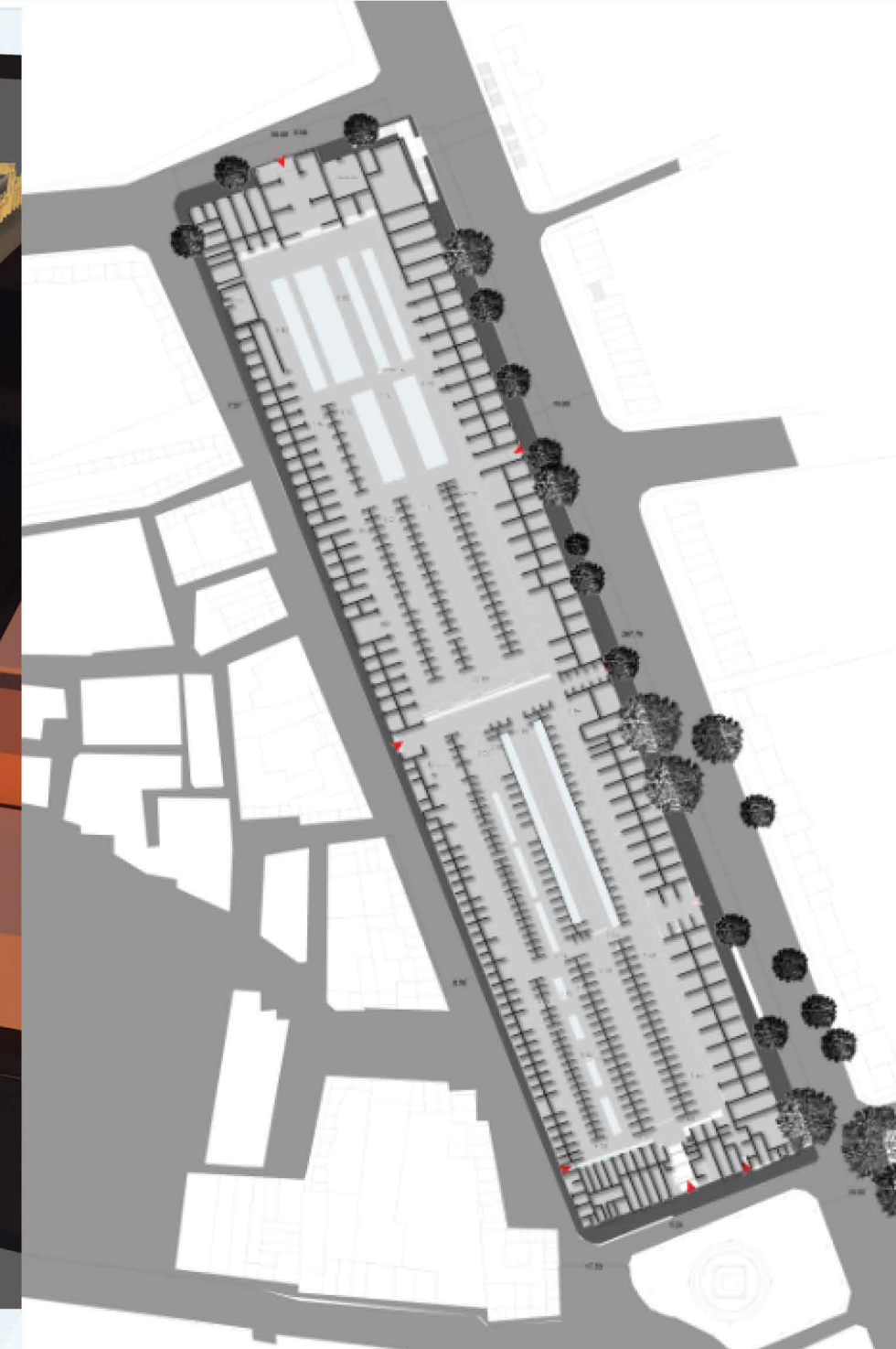

My first solo facade design in my internship, where i chose a modernistic approach, i added rescessed openings and large glazings to combat heat gain while still maintaining display spaces. The vertical elements added unified the entire facade and helped reduce the visual oddness of the volumes within the deisgn. and helped unify the facade to the observer.










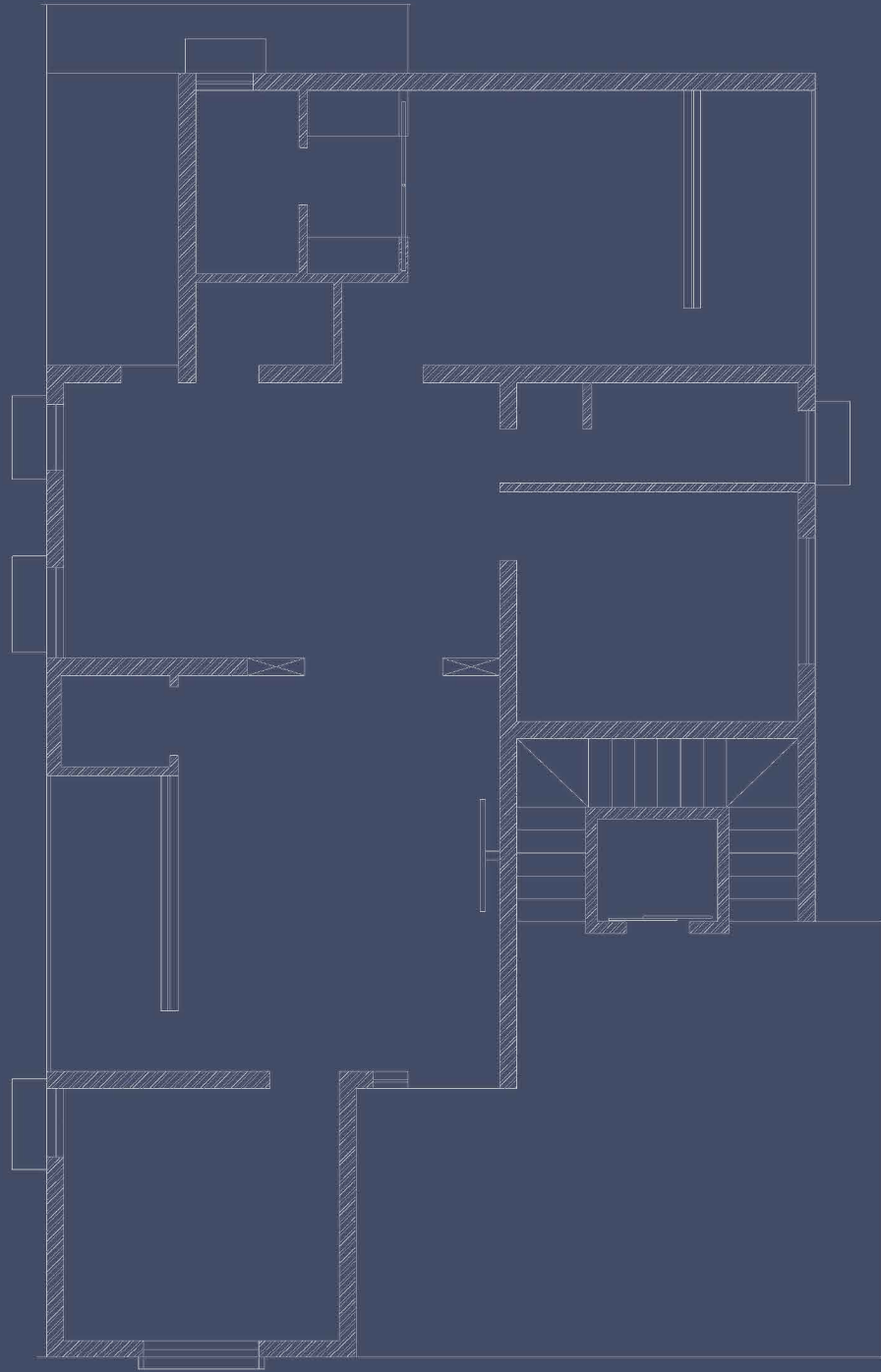


Part of the UD semester within the curriculum, we chose to study the core of mysore city and by drawing lots i ended up in the group of the Devaraja Market. Documenting and reconciling the already existing data and working on the structure that was iconic and had deep historical roots and long reaching urban socio-logical effects.

The Emphasis towards documentation was vast as the structure is a heritage monument that is still under hevy use. The level of ornamnetaiton and detail needed to be reflected within the model.







The residential project came to me half way finished with the designing completely done and the client wanted me to work on the facade as that was the only underdeveloped part of the design. The facade ended up including a lot of structural elements and emphasizing linear elements to exaggerate the breadth of the otherwise vertical site.

This project challenged me to adapt a facade onto a building i had not designed nor clients whom i had not had a meeting with, or whose preferences i was unaware of.

I ended up creating a palette with earth tones and white, they liked the idea but wanted me to include more white which led to the second iteration.





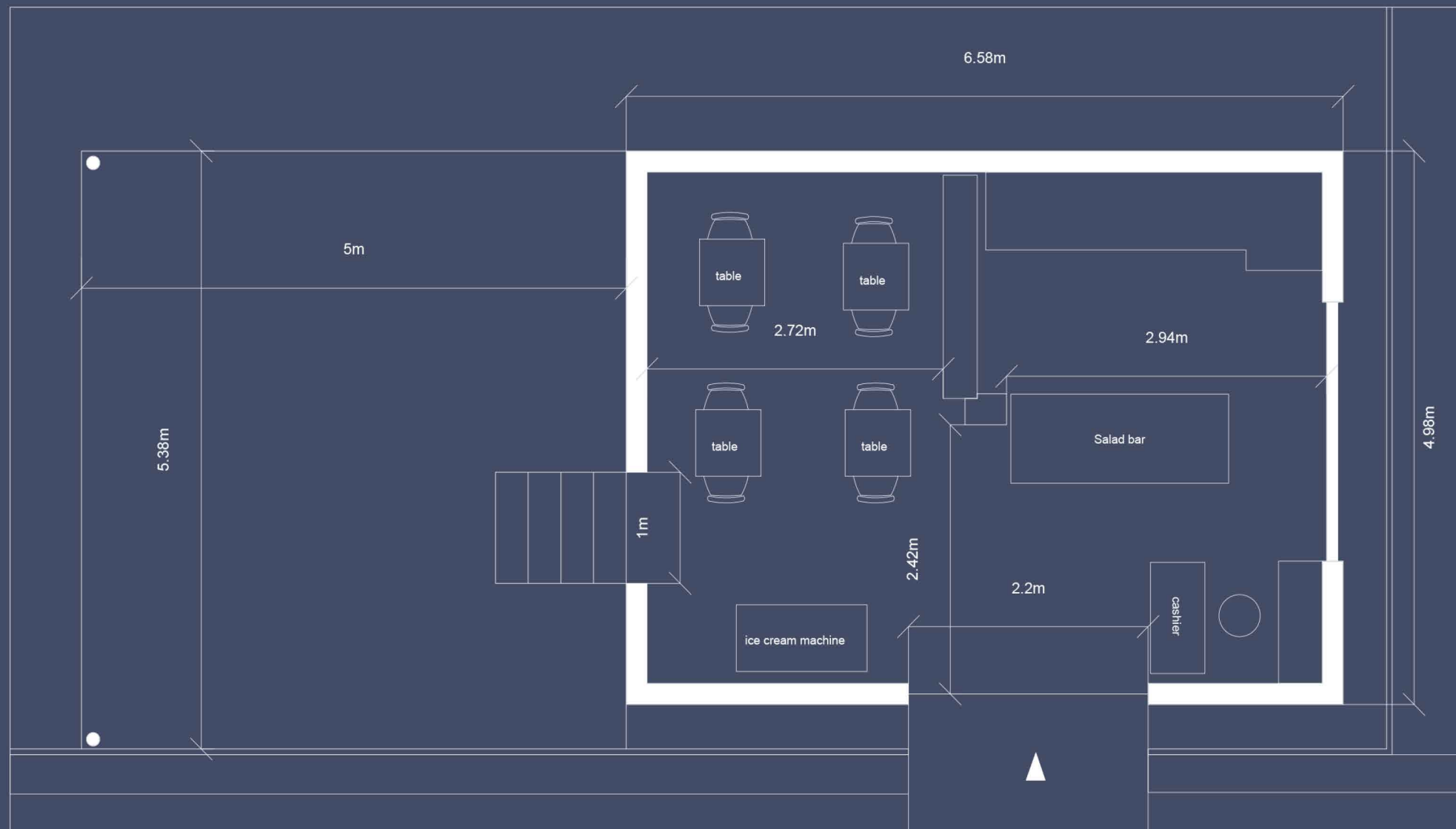


My thesis is representative of five years of architectural education, where i tried to use everything i learnt about the spaces to try to redesign the essential component of all architecture students. The design was indicative of the experience i wanted to have as an architecture student and the difference between the experience that i did have as an architecture student.

The design used the available site and climate to its benefit funneling the space to corral wind into it and making use of the large northern facade to facilitate ample use of functioning light. The verdant landscape and the linear building is a response to the site's location and the climate of the region respectively.



# No-Junktion



The first physical location for a popular mobile eatery, the owner insisted on the current design establishing a strong semblance to the original eatery to strike up a strong sense of branding. A challenge i faced with this project was reconciling already existing furniture and equipment into the design as the owner was already had a fully equipped restaurant space but no identity.



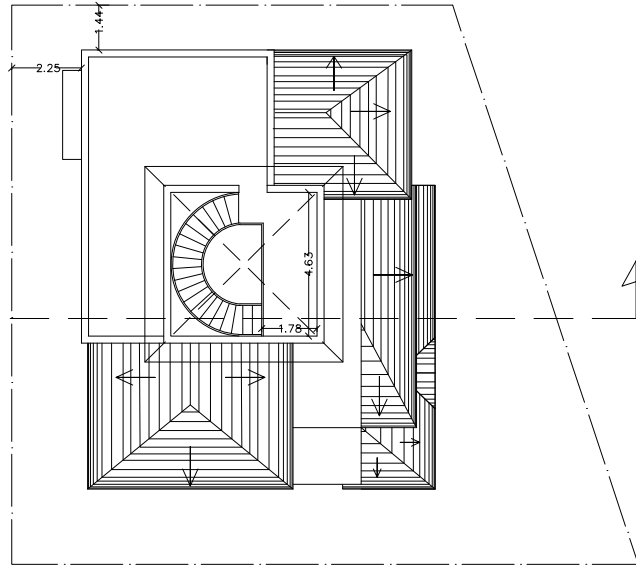
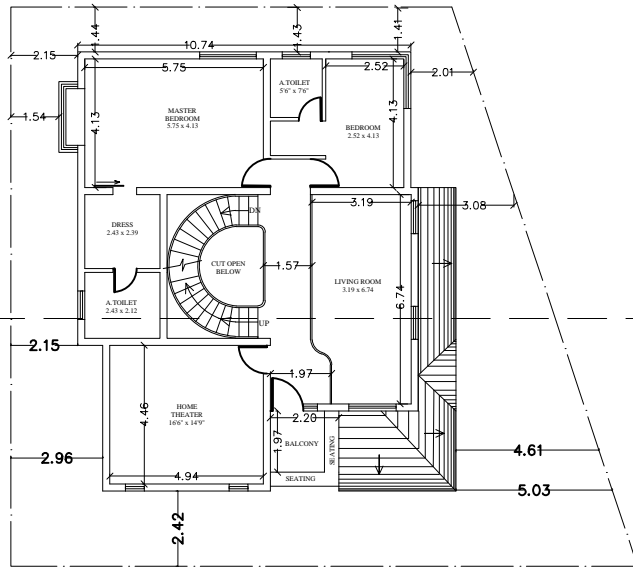
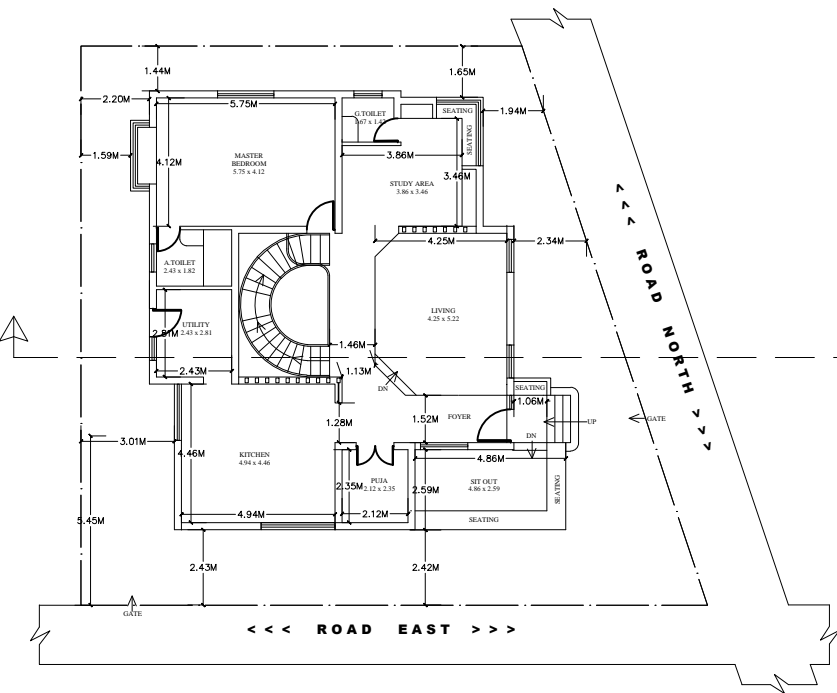
Maanya  
Mahesh



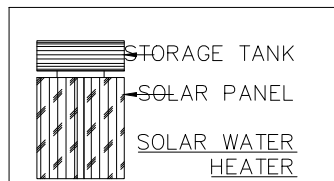
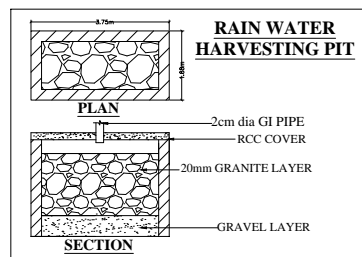
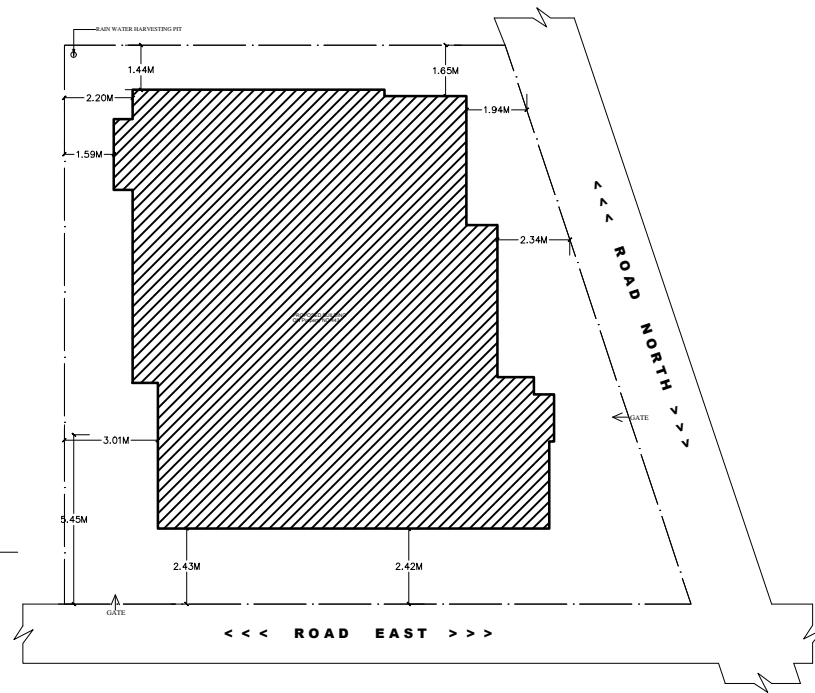
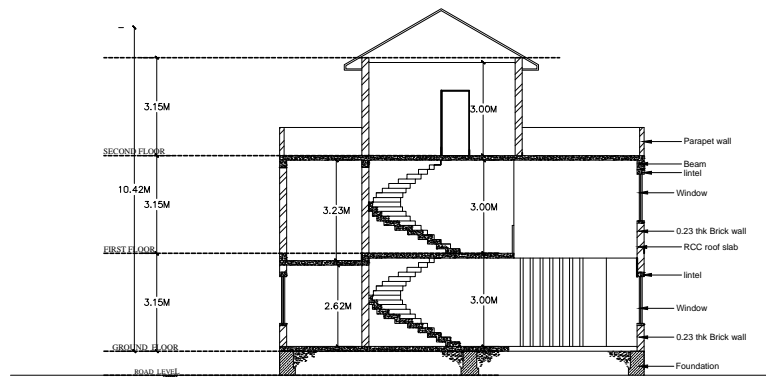
Portfolio  
Working  
Drawings

## Index of Working drawings

1. Sanction Plan	11
2. Retrofitting Proposal	12
3. Water supply drawing	13
4. Water supply drawing	14
5. Water supply drawing	15
6. Center line layout	16
7. Documented Section and Elevation	17
8. Documented Plan	18
9. Documented Plan	19
10. Documented Plan	20
11. Plan Proposal	21
12. Compound Detail	22
13. Compound Detail	23
14. Compound Detail	24
15. Compound Detail	25
16. Documented Plan	26
17. Documented Plan	27
18. Plan Proposal	28
19. Documented Plan	29
20. Documented Plan	30
21. Documented Plan	31
22. Site Plan	32
23. Proposal Plan	33
24. Tiling drawing	34
25. Furniture Design	35
26. Proposed Plan	36
27. Proposed Plan	37
28. Door Details	38
29. Window details	38



ELEVATION



PROPOSED RESIDENCE FOR MR.ARVIND  
SITE NO- 696 ,3rd CROSS JP NAGAR , E  
BLOCK ,MYSURU 570031

AREA STATEMENT	
Floor wise	Built up Area in sq. mt.
Existing Ground Floor area	98.37 Sq.mt.
Existing First Floor area	60.35 Sq.mt.
Proposed First Floor area	24.61 Sq.mt.
Proposed second Floor area	34.71Sq.mt.
Total Area	218.04

SCHEDULE OF OPENINGS		SITE AREA : 160.05
Sl. No.	SIZE	No's
Doors		
1	ED - 1.4X2.1	01
2	ED1 - 3.2 X 2.10	01
3	D1 - 0.90 X 2.10	05
4	D2 - 0.75 X 2.10	05
5	D3 - 1.2 X 2.10	03
6	PD - 1.2 X 2.10	02

Windows		Proposed F.A.R : 1.36
1	W1 - 1.8X1.2	08
2	W2 - 2.4 X1.2	02
3	W3 - 1.2 X1.2	09
4	W4 - 1.4X1.2	03
5	W5 - 1.5X1.2	02
6	CW - 0.8+0.8X1.2	01

Ventilators		OWNER'S SIGNATURE
1	V - 1.2X0.6	03
2	KV - 1.8X0.6	02

SANCTIONING AUTHORITY

Mr.Madhukeshwar S

ARCHITECT'S SIGNATURE

ARCHITECTS

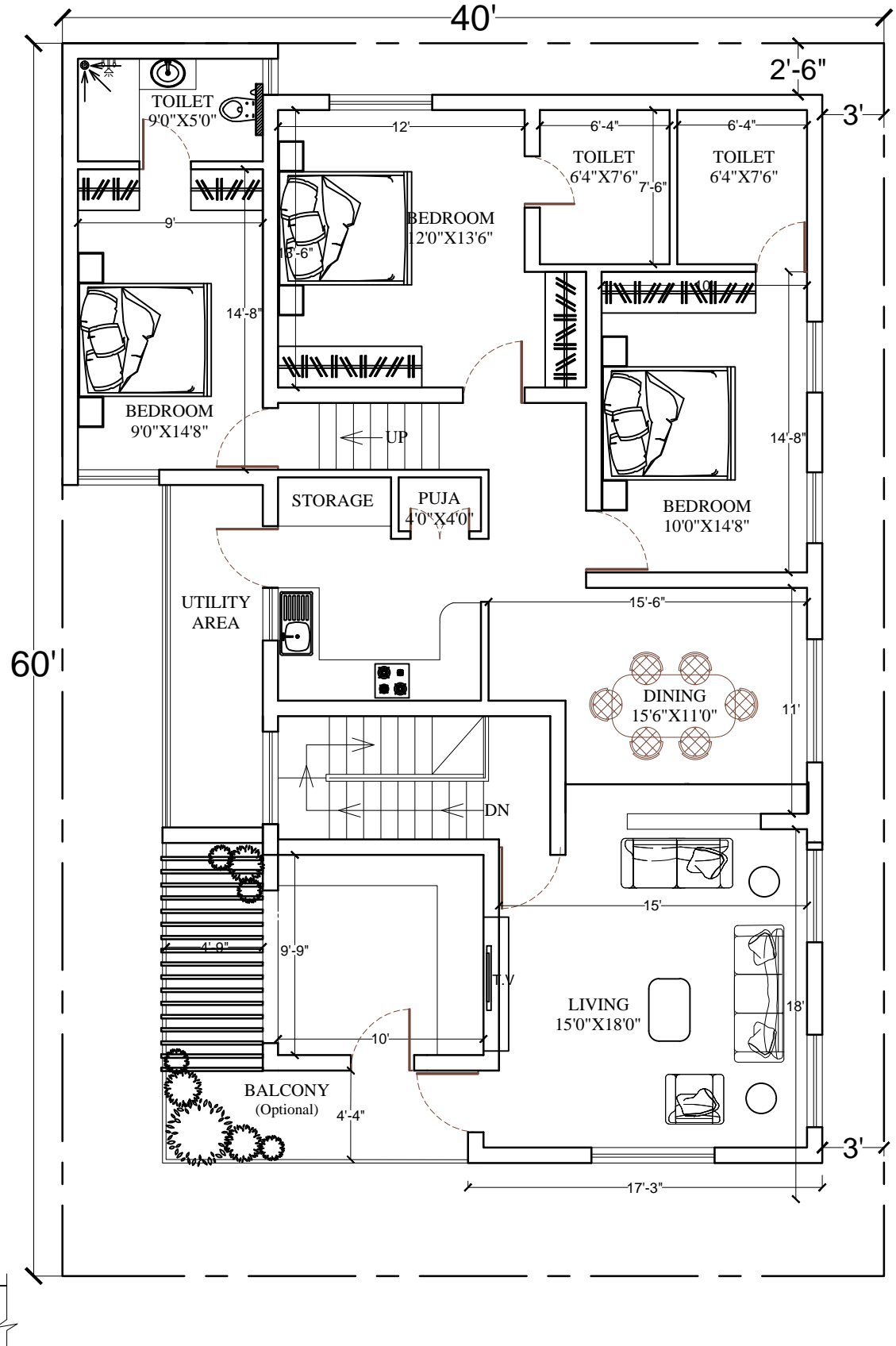
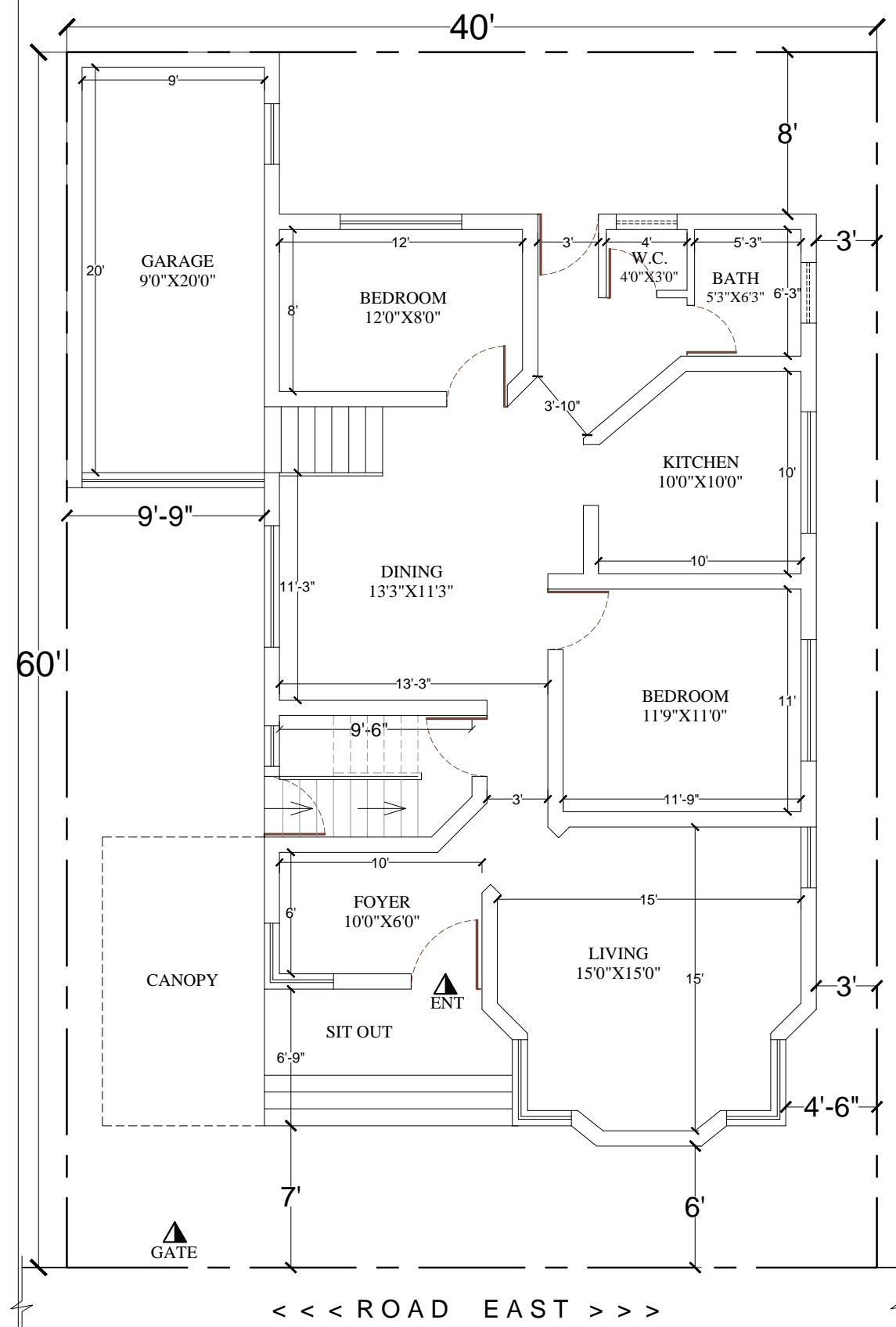
Anu & Tara Associates  
Architects and Interior  
Designers,  
Dr.Sri Shivarathi  
Rajendra  
Hostel Building,  
No.12/1, Maruthi Temple  
Road,  
Gangothri Layout,  
Mysuru.  
Ph: 2304075

SANCTION PLAN FOR MR.ARVIND

Maanya Mahesh  
2016ar18

SCALE : NOT TO SCALE





Maanya Mahesh  
2016ar18

SCALE : NOT TO  
SCALE

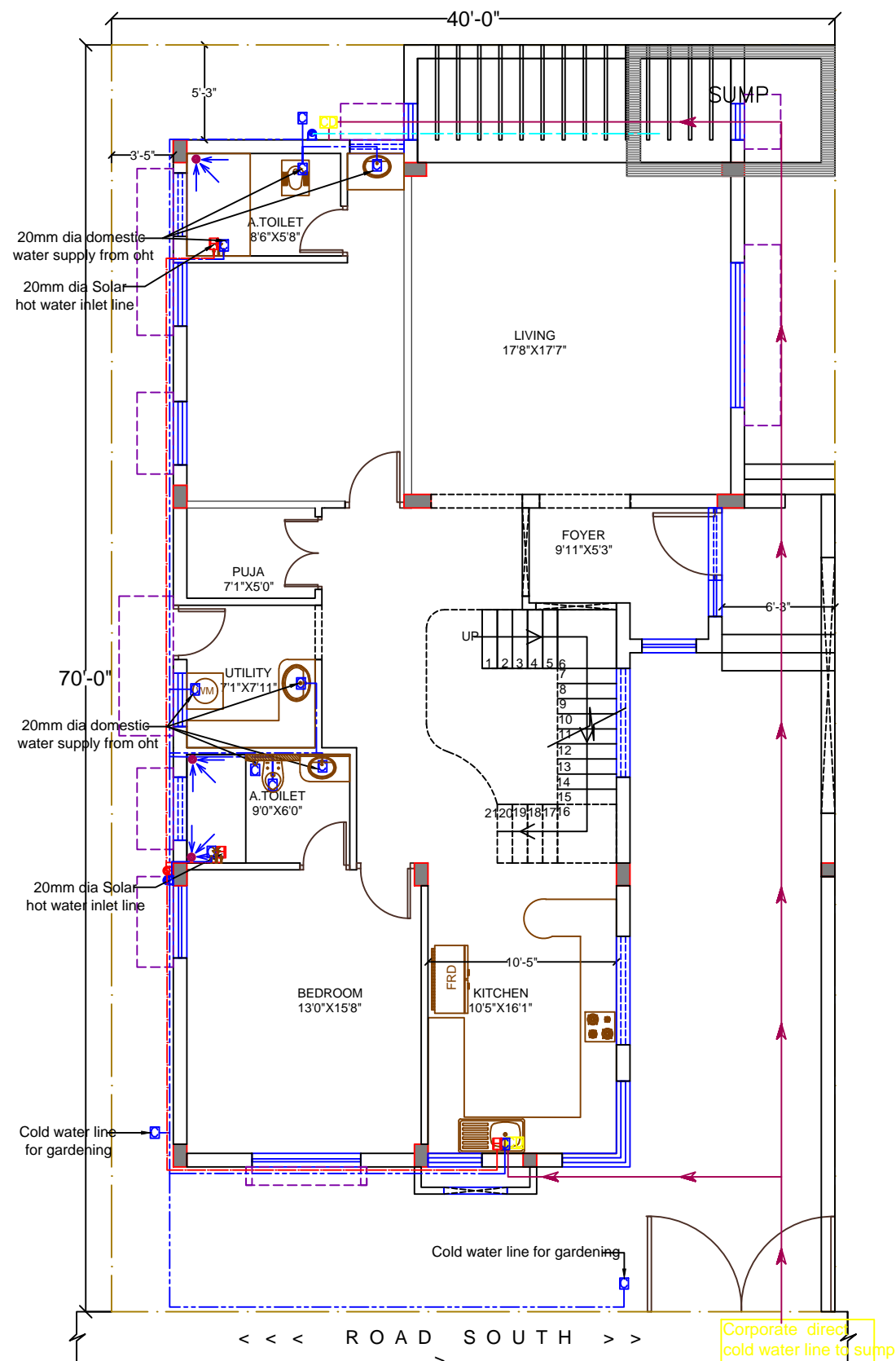


PROPOSED RESIDENCE AND  
RENOVATION FOR  
Mr.GURUSIDDAIAH,  
MYSURU.

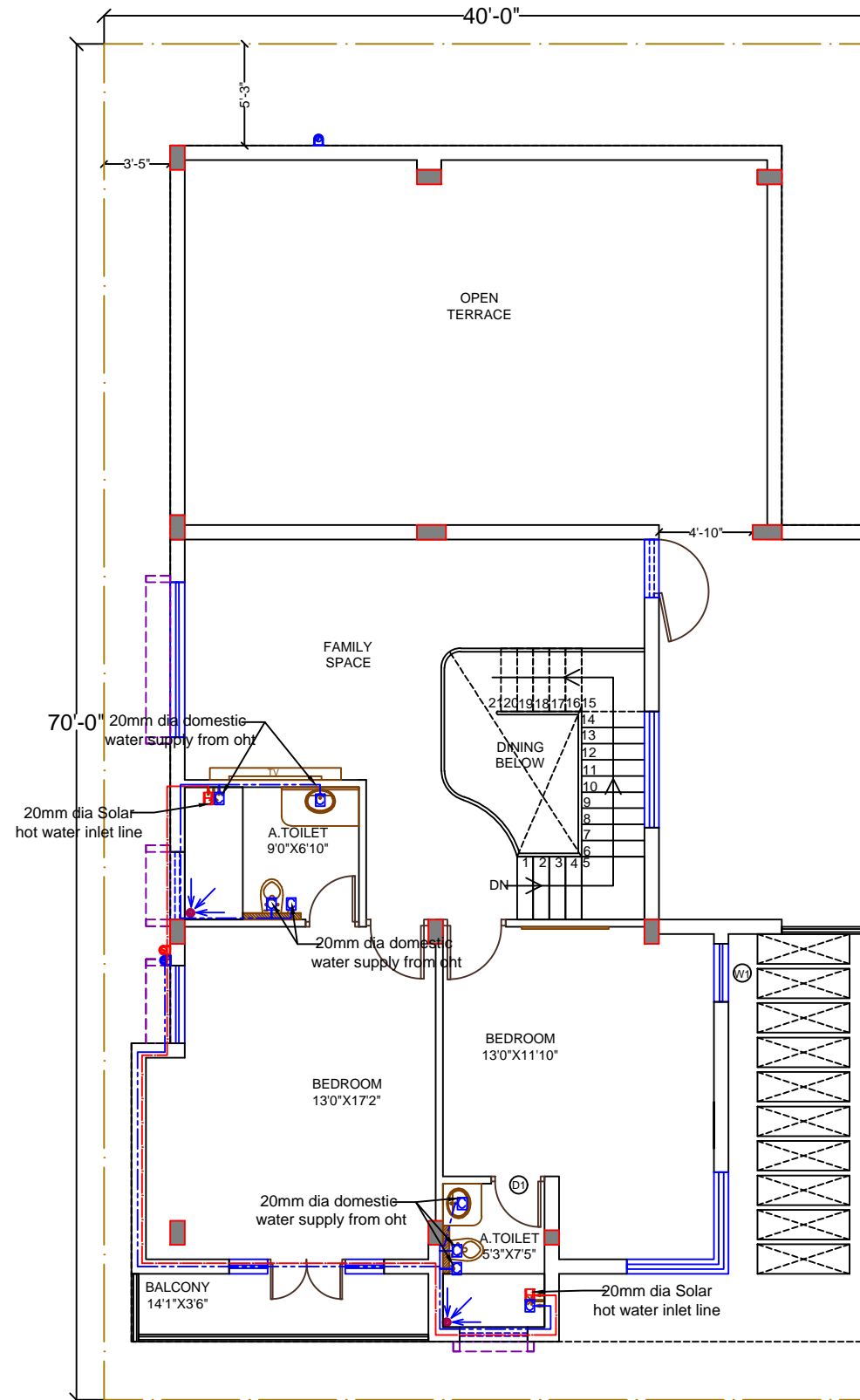
**ARCHITECTS**  
ANU & TARA ASSOCIATES  
Dr.Sri Shivarathri Rajendra  
Hostel Building, No.12/1,

Maruthi Temple Road,  
Gangothri Layout, Mysuru.  
Phone : 0821 2304075  
E-mail : anutara1998@gmail.com





GROUND FLOOR WATER SUPPLY LAYOUT



FIRST FLOOR WATER SUPPLY LAYOUT

	CORPORATE DIRECT WATER
	HOT WATER
	COLD WATER
	20mm DIA SOLAR HOT WATER INLET LINE
	20mm DIA DOMESTIC WATER SUPPLY FROM OHT
	20mm DIA UPVC SOLAR HOT WATER LINE
	25mm DIA PUMPING TO OHT FROM SUMP

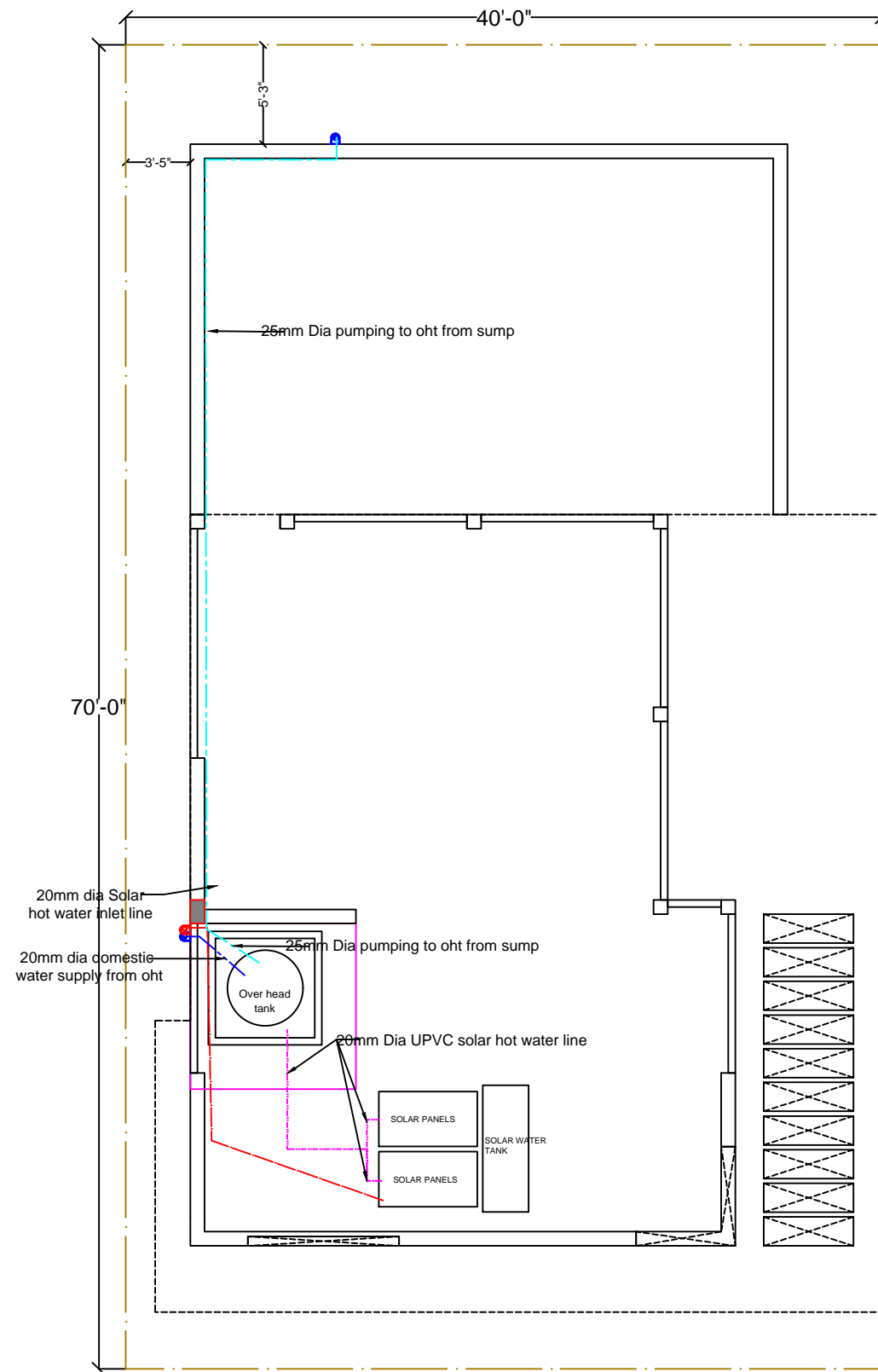
Maanya Mahesh  
2016ar18  
SCALE : NOT TO SCALE



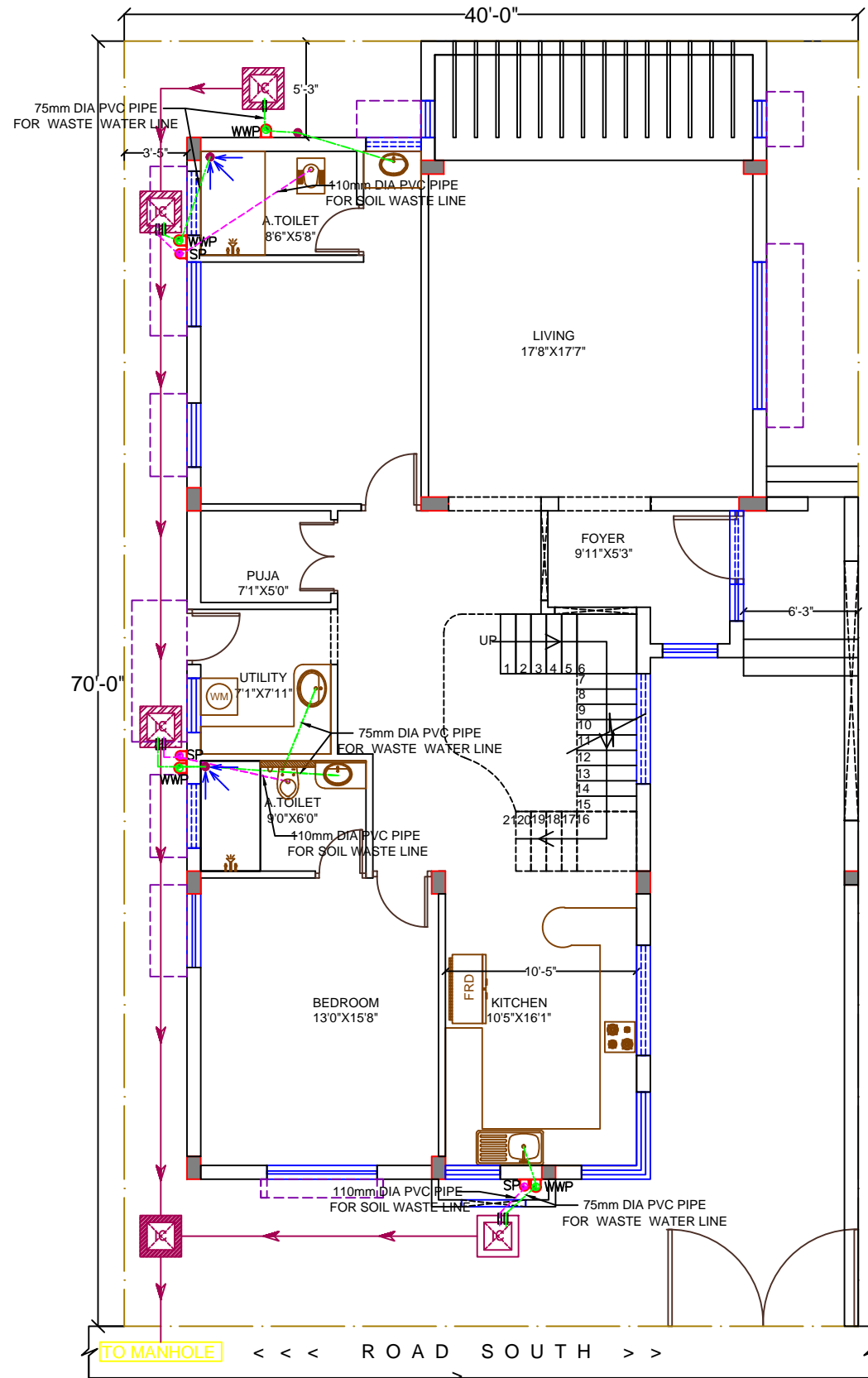
WATER SUPPLY LAYOUT OF THE RESIDENCE FOR Mr.BETTADIAH, MYSURU.

**ARCHITECTS**  
**ANU & TARA ASSOCIATES**  
Dr.Sri Shivarathri Rajendra  
Hostel Building, No.12/1,

Maruthi Temple Road,  
Gangothri Layout, Mysuru.  
Phone : 0821 2304075  
E-mail : anutara1998@gmail.com



TERRACE FLOOR WATER SUPPLY LAYOUT




GROUND FLOOR SANITARY LAYOUT

	CORPORATE DIRECT WATER
	HOT WATER
	COLD WATER
	20mm DIA SOLAR HOT WATER INLET LINE
	20mm DIA DOMESTIC WATER SUPPLY FROM OHT
	20mm DIA UPVC SOLAR HOT WATER LINE
	25mm DIA PUMPING TO OHT FROM SUMP

	INSPECTION CHAMBER
	SOIL PIPE
	WASTE WATER PIPE
	110mm DIA PVC PIPE FOR SOIL WASTE LINE
	75mm DIA PVC PIPE FOR WASTE WATER LINE

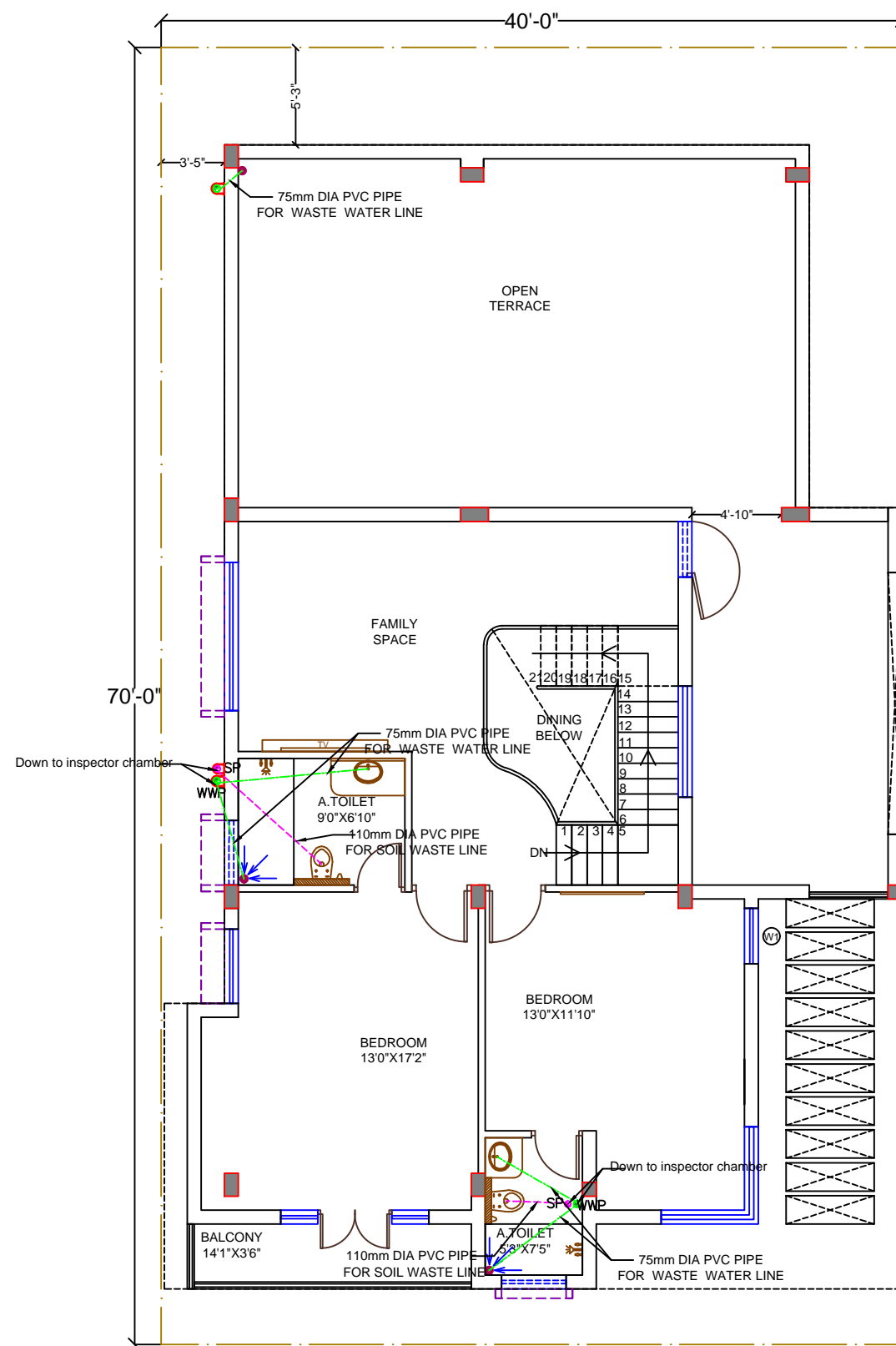
Maanya  
Mahesh  
2016ar18  
SCALE : NOT  
TO SCALE



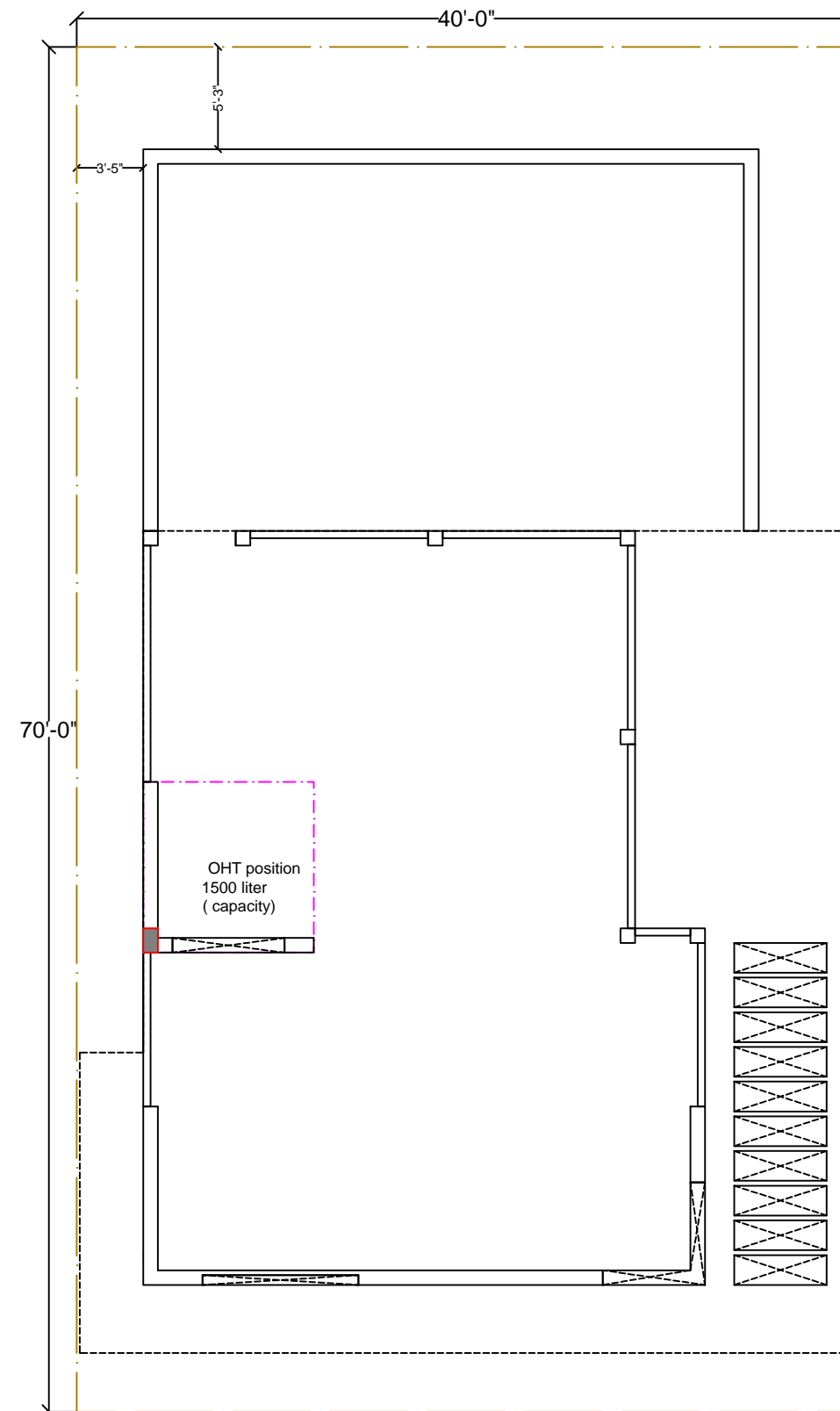
WATER SUPPLY AND SANITARY LAYOUT OF THE RESIDENCE FOR Mr.BETTADAIAH, MYSURU.

**ARCHITECTS**  
**ANU & TARA ASSOCIATES**  
Dr.Sri Shivarathri Rajendra  
Hostel Building, No.12/1,

Maruthi Temple Road,  
Gangothri Layout, Mysuru.  
Phone : 0821 2304075  
E-mail : anutara1998@gmail.com




FIRST FLOOR SANITARY LAYOUT



TERRACE FLOOR PLAN

SP	SOIL PIPE
WWP	WASTE WATER PIPE
---	110mm DIA PVC PIPE FOR SOIL WASTE LINE
---	75mm DIA PVC PIPE FOR WASTE WATER LINE

Maanya  
Mahesh  
2016ar18  
SCALE : NOT  
TO SCALE

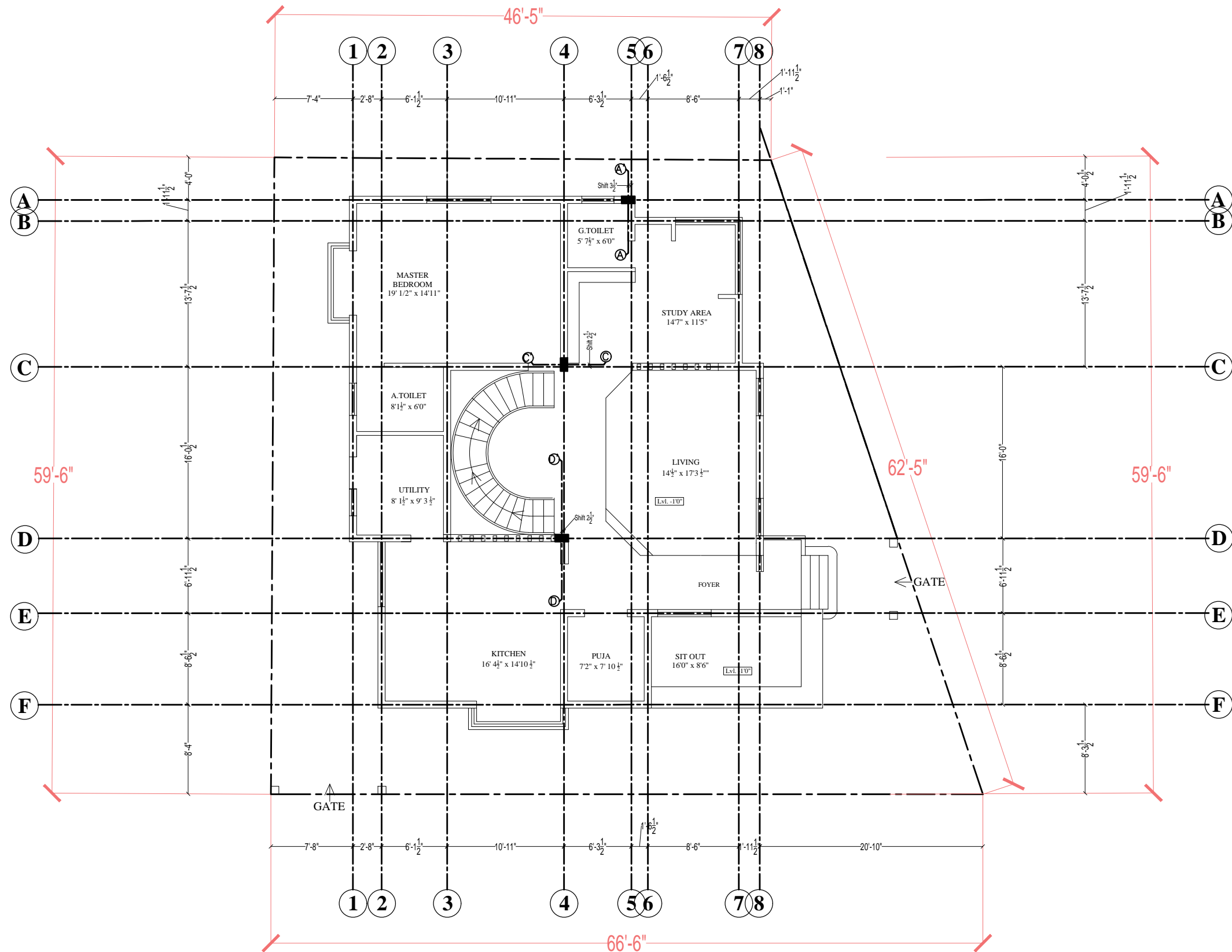


SANITARY  
LAYOUT OF THE  
RESIDENCE FOR  
Mr.BETTADAIAH,  
MYSURU.

**ARCHITECTS**  
ANU & TARA ASSOCIATES  
Dr.Sri Shivarathri Rajendra  
Hostel Building, No.12/1,


Maruthi Temple Road,  
Gangothri Layout, Mysuru.  
Phone : 0821 2304075  
E-mail : anutara1998@gmail.com





CENTERLINE PLAN FOR  
THE  
PROPOSED RESIDENCE  
OF Mr.ARVIND,  
MYSURU.

Maanya  
Mahesh  
2016ar18  
SCALE :  
NOT TO  
SCALE

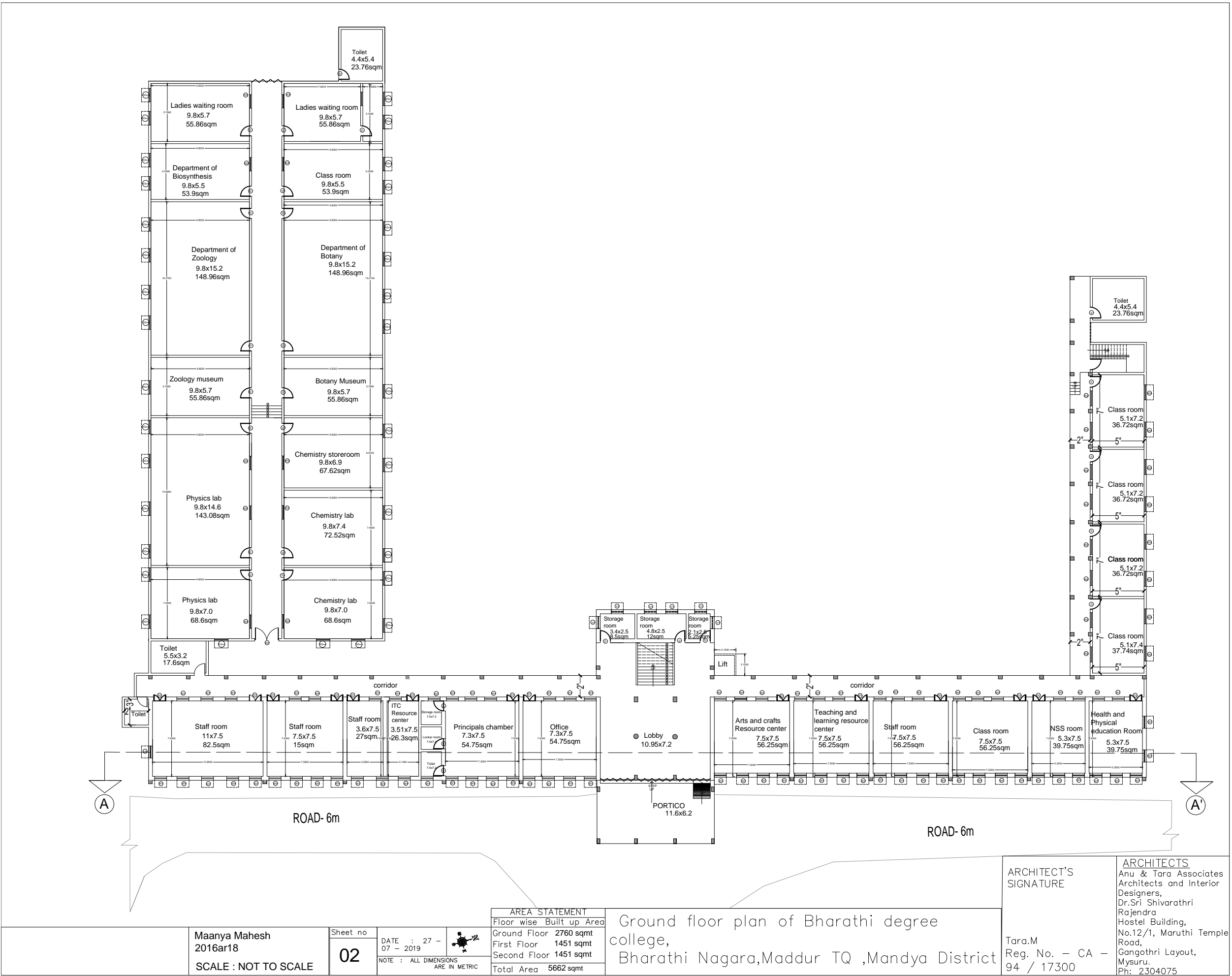


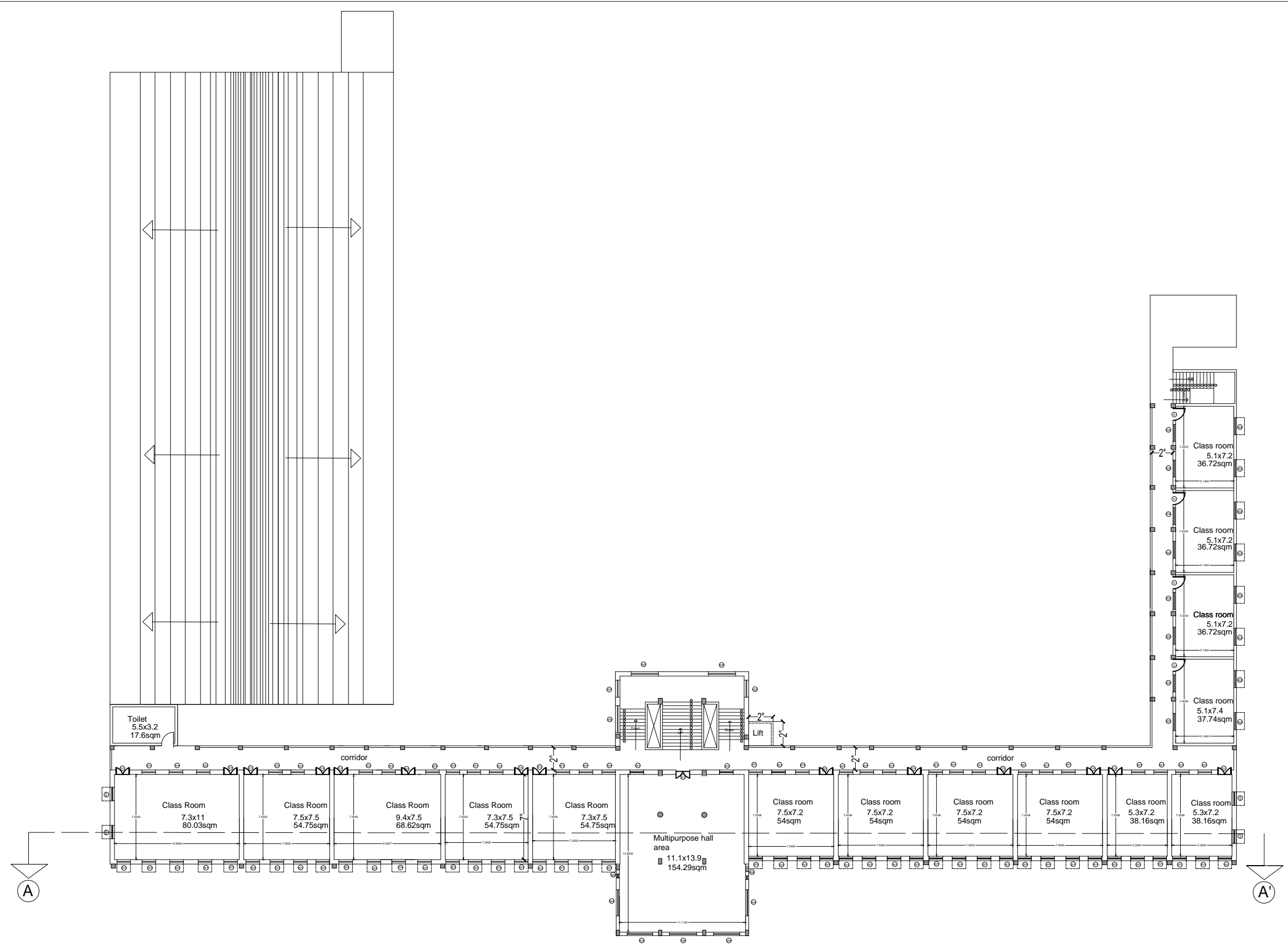
**ARCHITECTS**  
ANU & TARA ASSOCIATES  
Dr.Sri Shivarathri Rajendra  
Hostel Building, No.12/1,

Maruthi Temple Road,  
Gangothri Layout, Mysuru.  
Phone : 0821 2304075  
E-mail : anutara1998@gmail.com





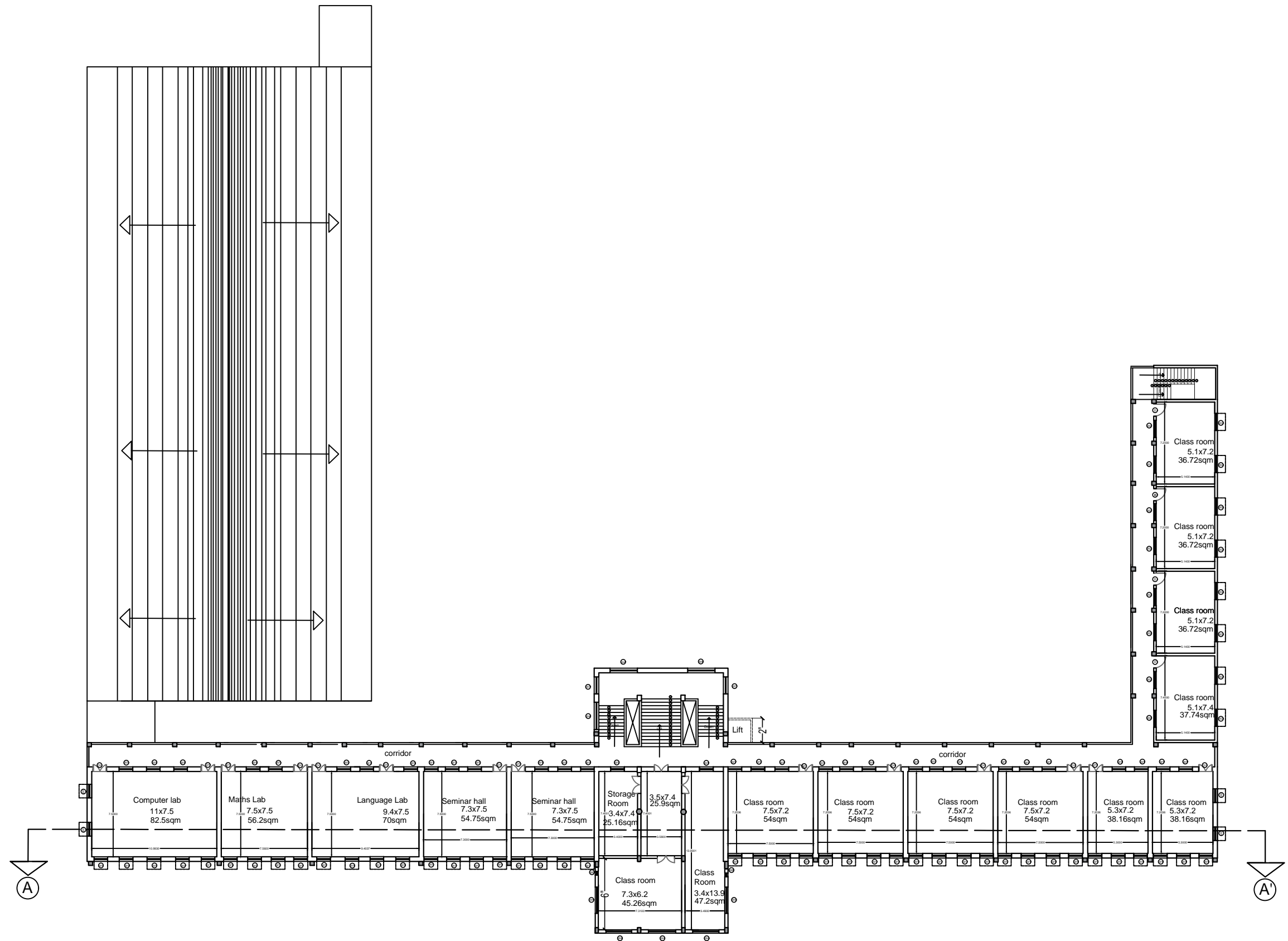





**FIRST FLOOR PLAN**

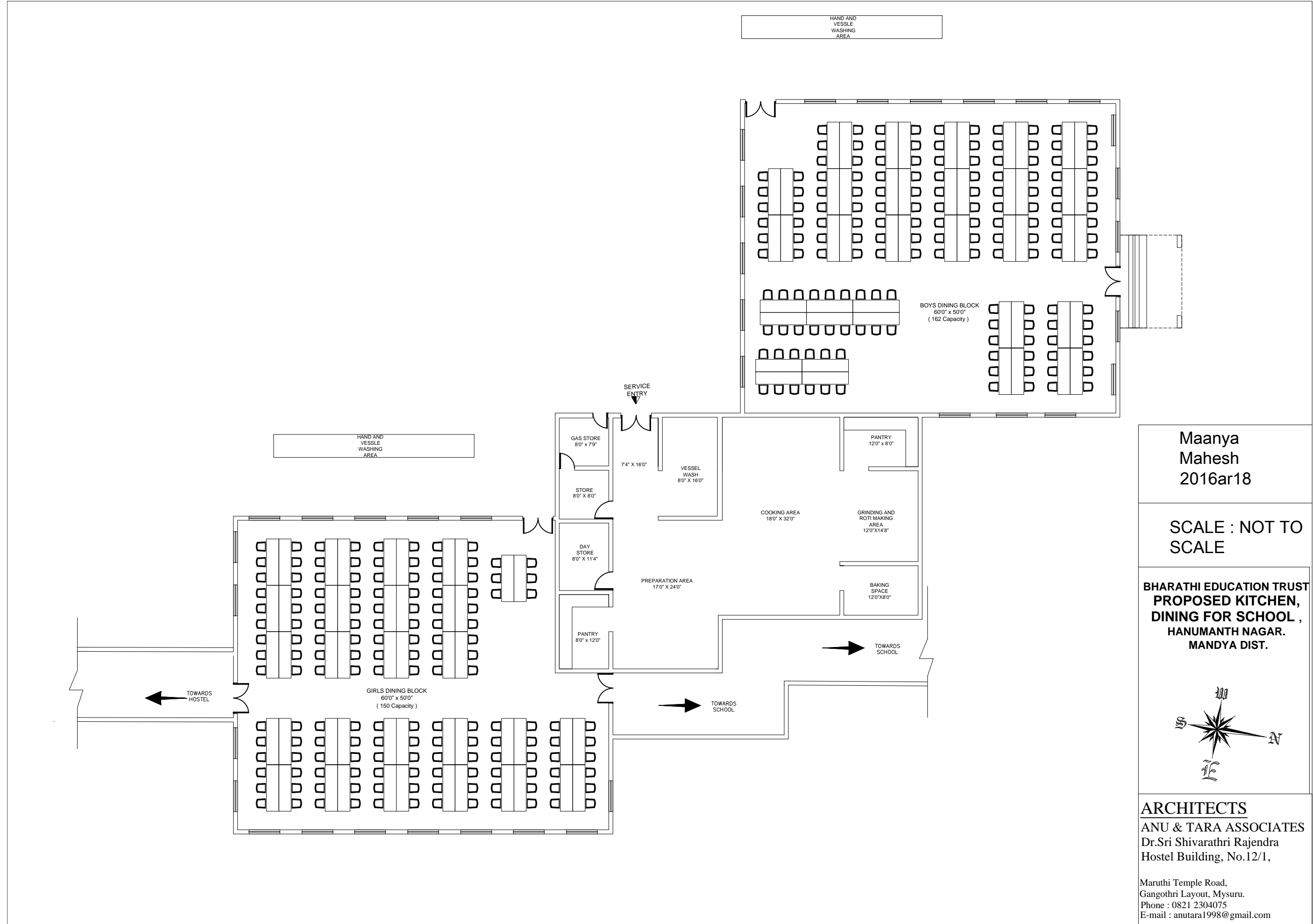
FIRST FLOOR PLAN						ARCHITECT'S SIGNATURE	ARCHITECTS Anu & Tara Associates Architects and Interior Designers, Dr.Sri Shivarathri Rajendra Hostel Building, No.12/1, Maruthi Temple Road, Gangothri Layout, Mysuru. Ph: 2304075	
Maanya Mahesh 2016ar18  SCALE : NOT TO SCALE	Sheet no  03	DATE : 27 - 07 - 2020  NOTE : ALL DIMENSIONS ARE IN METRIC	AREA STATEMENT					First floor plan of Bharathi college, Bharathi Nagara,Maddur TQ ,Mandya District
			Floor wise Built up Area					
			Ground Floor	2760 sqmt				
			First Floor	1451 sqmt				
			Second Floor	1451 sqmt				
			Total Area	5662 sqmt				





**SECOND FLOOR PLAN**

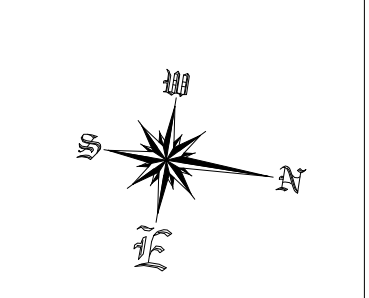
				<div>AREA STATEMENT</div> <div>Floor wise Built up Area</div> <table><tr><td>Ground Floor</td><td>2760 sqmt</td></tr><tr><td>First Floor</td><td>1451 sqmt</td></tr><tr><td>Second Floor</td><td>1451 sqmt</td></tr><tr><td>Total Area</td><td>5662 sqmt</td></tr></table>		Ground Floor	2760 sqmt	First Floor	1451 sqmt	Second Floor	1451 sqmt	Total Area	5662 sqmt	Second floor plan of Bharathi college, Bharathi Nagara,Maddur TQ ,Mandya District			
Ground Floor	2760 sqmt																
First Floor	1451 sqmt																
Second Floor	1451 sqmt																
Total Area	5662 sqmt																
Maanya Mahesh 2016ar18	Sheet no	DATE : 27 - 07 - 2019		SCALE : NOT TO SCALE	04	NOTE : ALL DIMENSIONS ARE IN METRIC	Tara.M Reg. No. - CA - 94 / 17300	Dr.Sri Shivarathri Rajendra Hostel Building, No.12/1, Maruthi Temple Road, Gangothri Layout, Mysuru. Ph: 2304075									



Maanya  
Mahesh  
2016ar18

SCALE : NOT TO  
SCALE

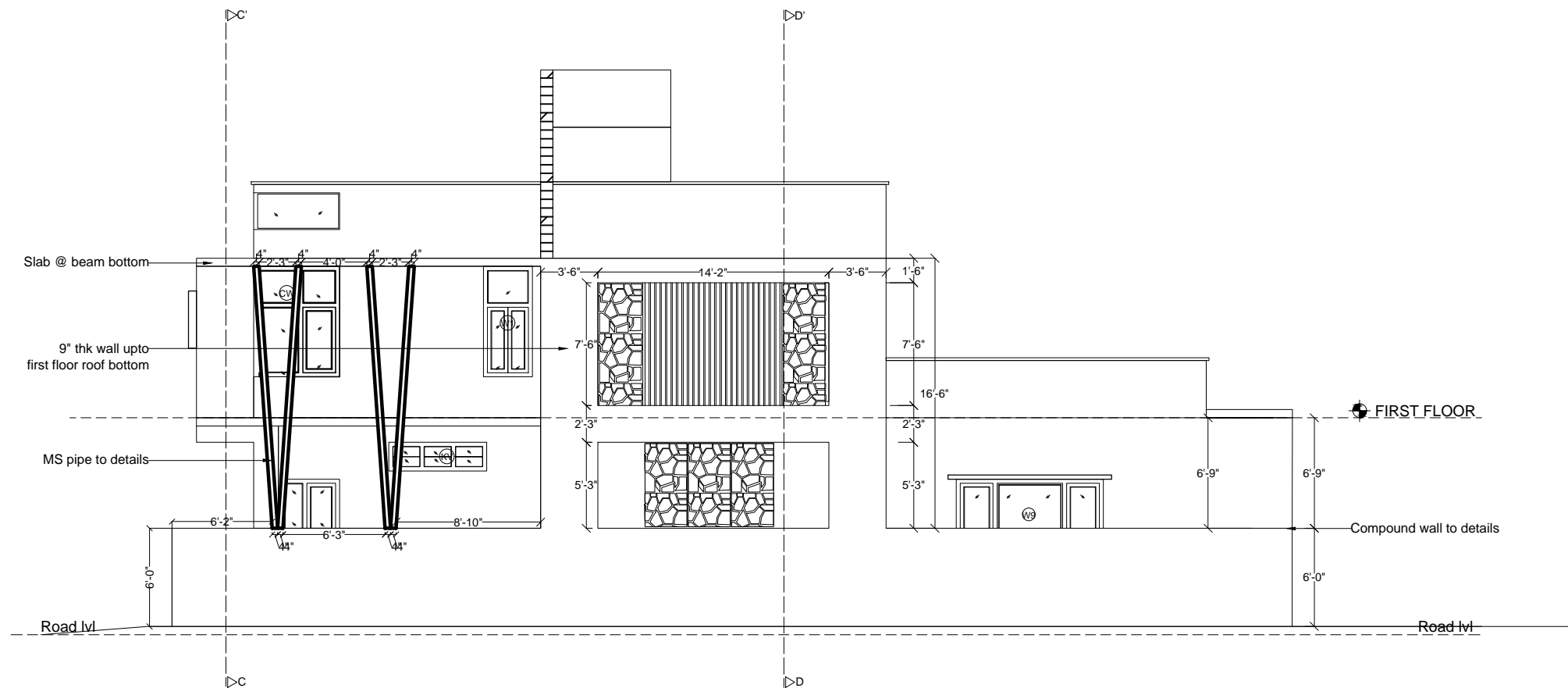
**BHARATHI EDUCATION TRUST  
PROPOSED KITCHEN,  
DINING FOR SCHOOL ,  
HANUMANTH NAGAR.  
MANDYA DIST.**



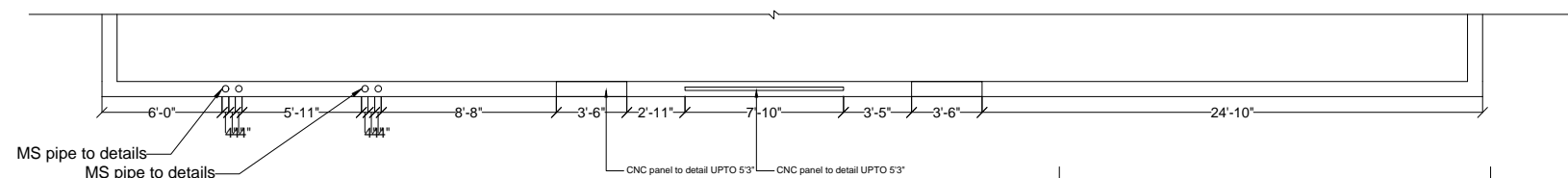
**ARCHITECTS**  
ANU & TARA ASSOCIATES  
Dr.Sri Shivarathri Rajendra  
Hostel Building, No.12/1,

Maruthi Temple Road,  
Gangothri Layout, Mysuru.  
Phone : 0821 2304075  
E-mail : anutara1998@gmail.com

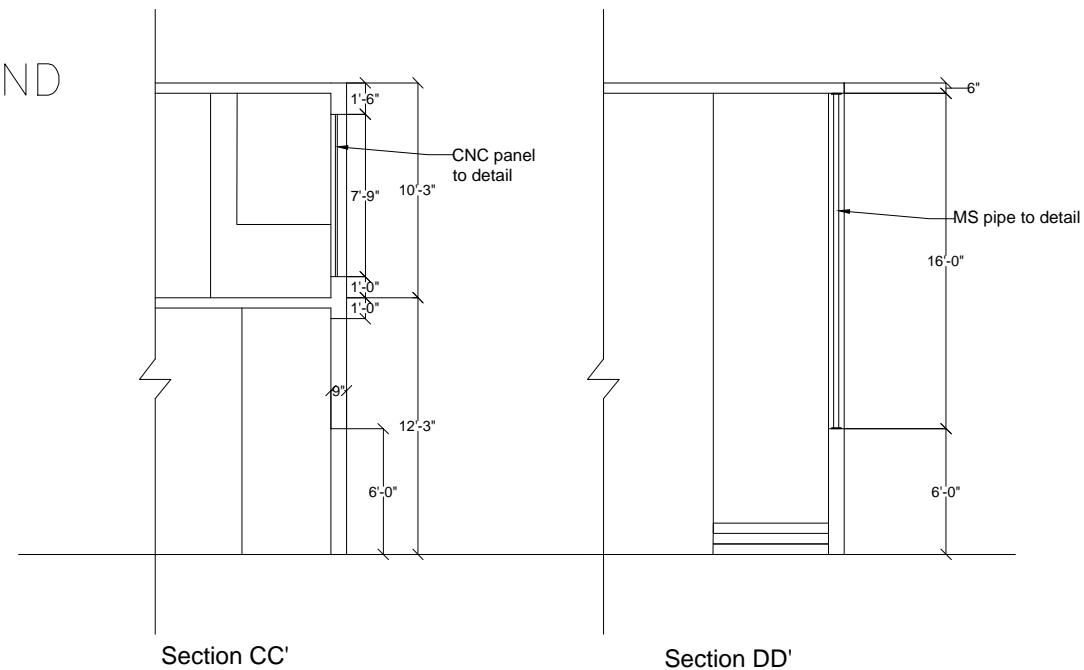




EAST COMPOUND  
DETAIL



EAST COMPOUND  
plan



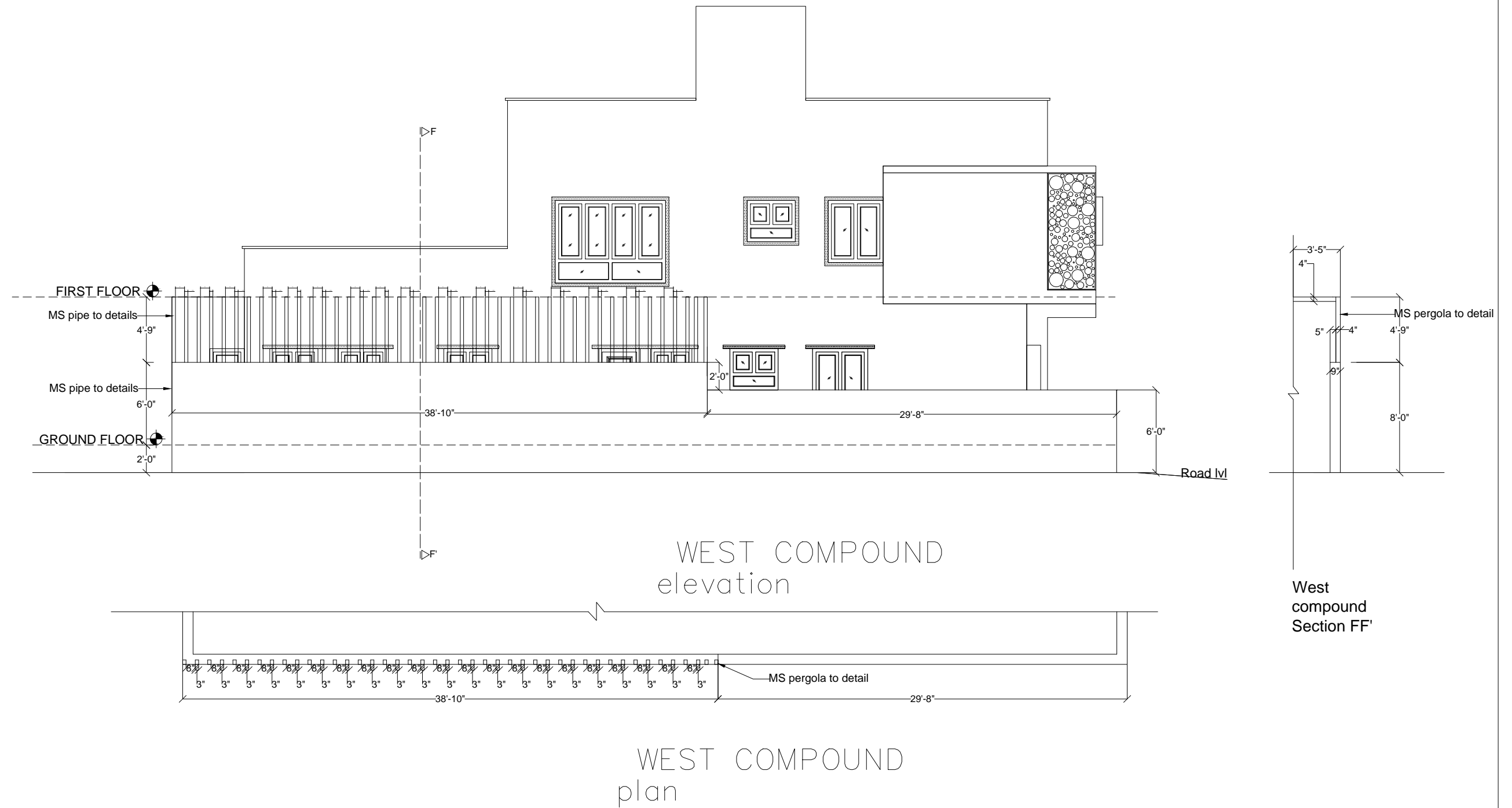
Maanya  
Mahesh  
2016ar18

SCALE : NOT  
TO SCALE

COMPOUND DETAIL FOR  
PROPOSED RESIDENCE  
FOR  
Mr.Bettadaiah & Mrs  
Rathna,  
MYSURU.

**ARCHITECTS**  
ANU & TARA ASSOCIATES  
Dr.Sri Shivarathri Rajendra  
Hostel Building, No.12/1,

Maruthi Temple Road,  
Gangothri Layout, Mysuru.  
Phone : 0821 2304075  
E-mail : anutara1998@gmail.com

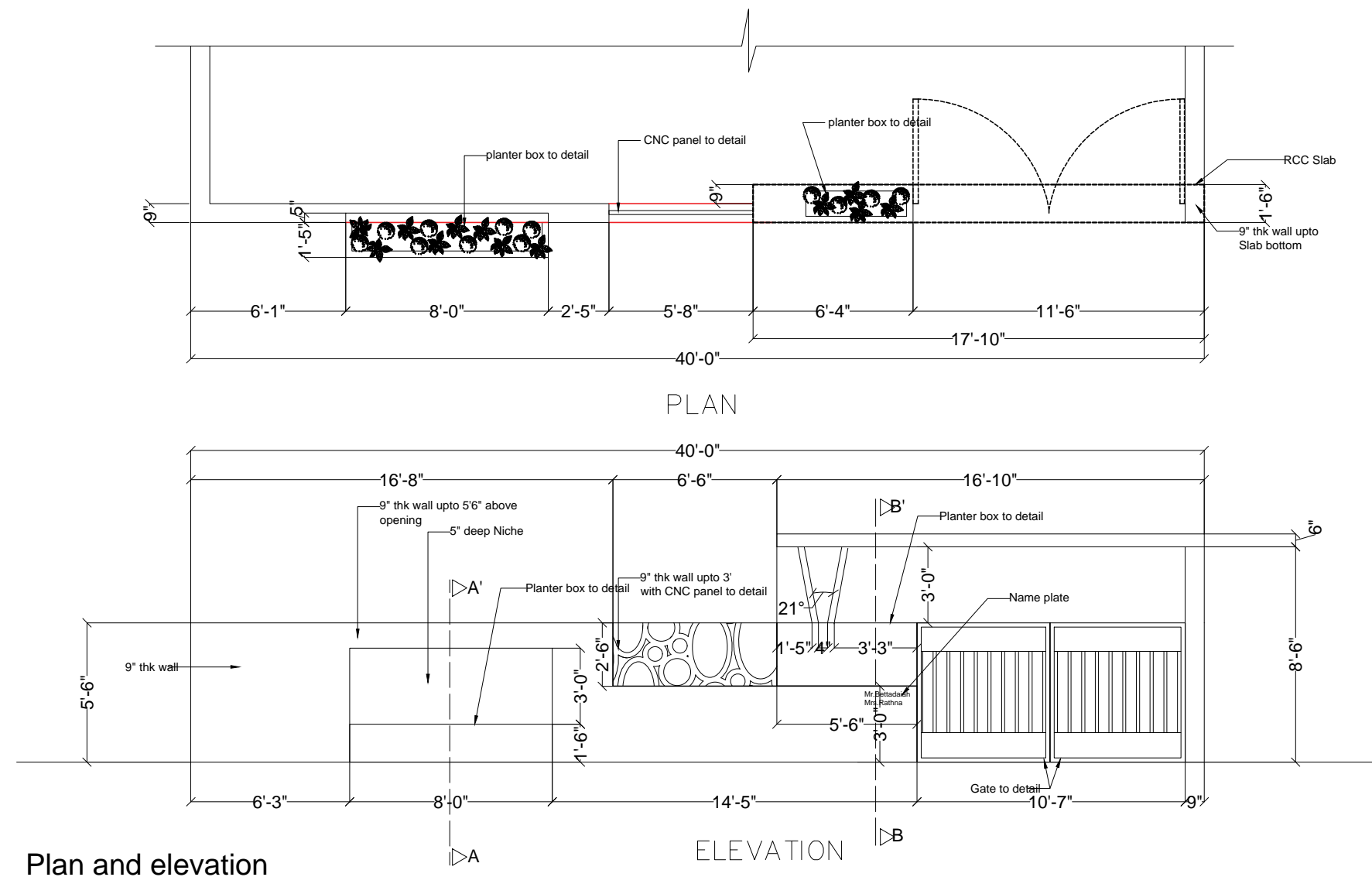


Maanya  
Mahesh  
2016ar18  
SCALE :  
NOT TO  
SCALE

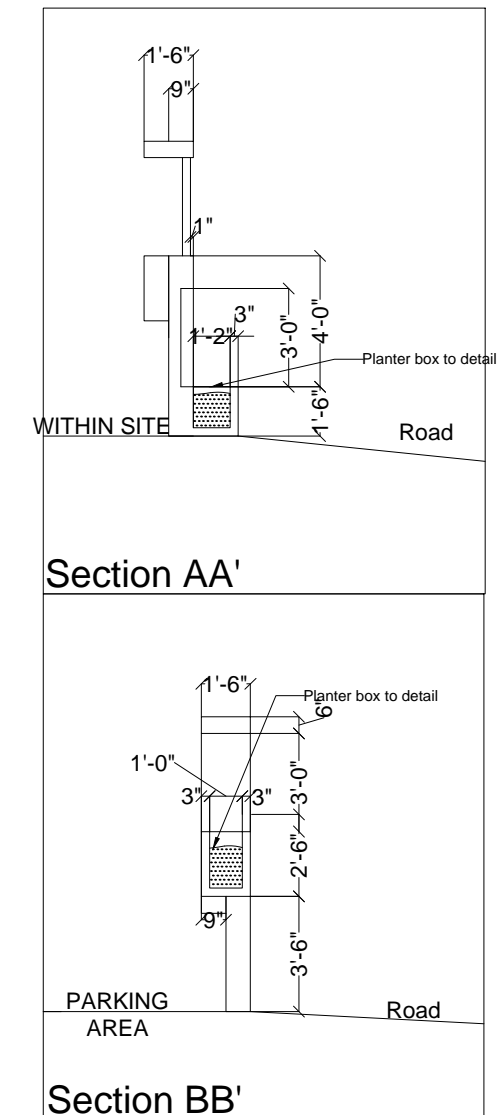
COMPOUND DETAIL FOR  
PROPOSED RESIDENCE FOR  
Mr.Bettadaiah & Mrs Rathna,  
MYSURU.

**ARCHITECTS**  
ANU & TARA ASSOCIATES  
Dr.Sri Shivarathri Rajendra  
Hostel Building, No.12/1,  
  
Maruthi Temple Road,  
Gangothri Layout, Mysuru.  
Phone : 0821 2304075  
E-mail : anutara1998@gmail.com





Plan and elevation



Maanya  
Mahesh  
2016ar18

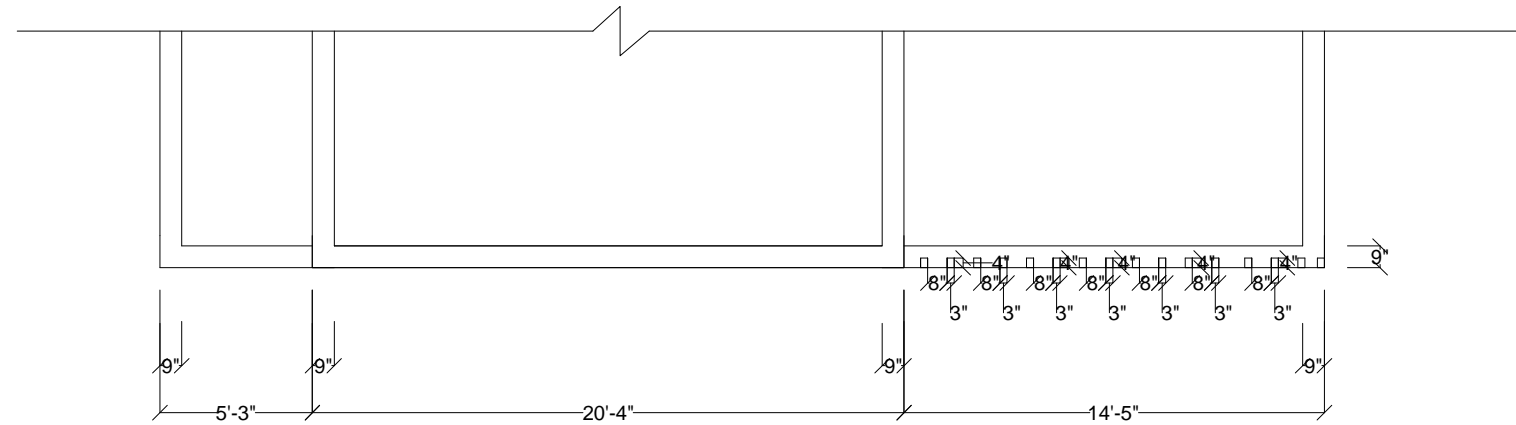
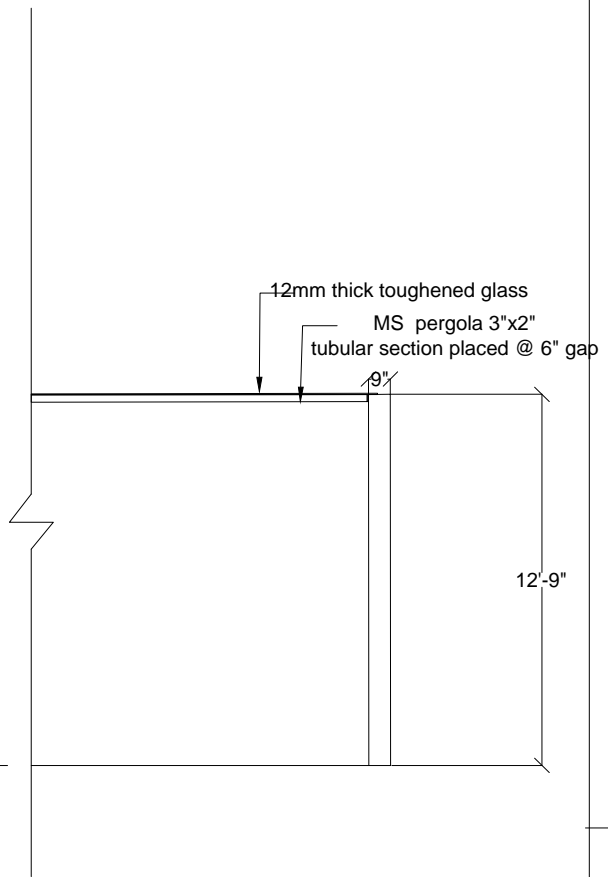
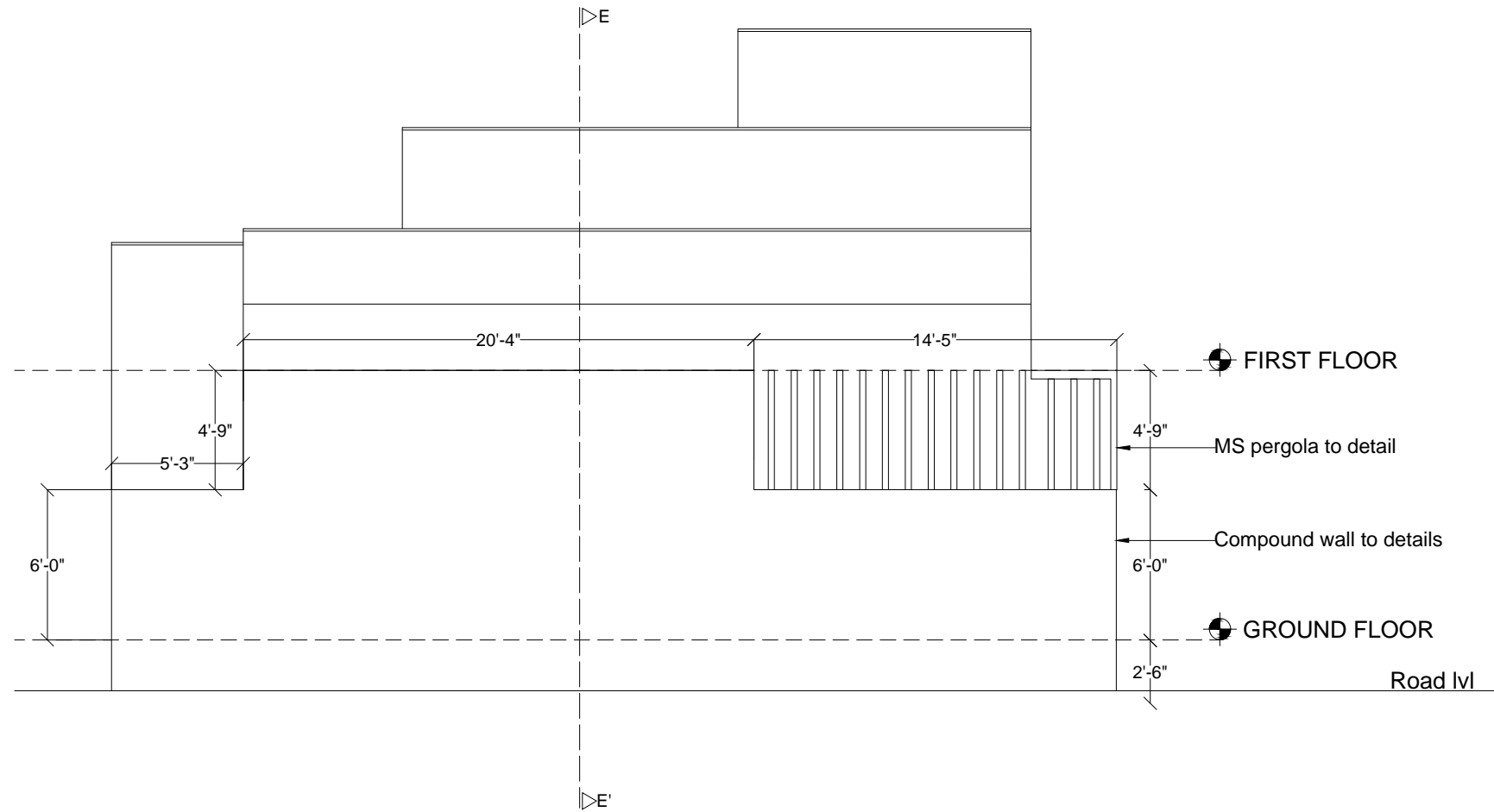
SCALE : NOT  
TO SCALE

COMPOUND DETAIL FOR  
PROPOSED RESIDENCE FOR  
Mr.Bettadaiah & Mrs Rathna,  
MYSURU.

## ARCHITECTS

ANU & TARA ASSOCIATES  
Dr.Sri Shivarathri Rajendra  
Hostel Building, No.12/1,

Maruthi Temple Road,  
Gangothri Layout, Mysuru.  
Phone : 0821 2304075  
E-mail : anutara1998@gmail.com



Maanya  
Mahesh  
2016ar18


SCALE : NOT  
TO SCALE

COMPOUND  
DETAIL FOR  
PROPOSED  
RESIDENCE FOR  
Mr.Bettadaiah &  
Mrs Rathna,  
MYSURU.

**ARCHITECTS**  
ANU & TARA ASSOCIATES  
Dr.Sri Shivarathri Rajendra  
Hostel Building, No.12/1,

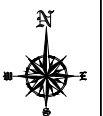
Maruthi Temple Road,  
Gangothri Layout, Mysuru.  
Phone : 0821 2304075  
E-mail : anutara1998@gmail.com





PROPOSED GROUND FLOOR PLAN

Maanya Mahesh  
2016ar18



HANUMANTHANAGAR DOCUMENTATION AND  
RENOVATION

SCALE: NOT TO SCALE

## ARCHITECTS

ANU & TARA ASSOCIATES

Dr.Sri Shivarathri Rajendra

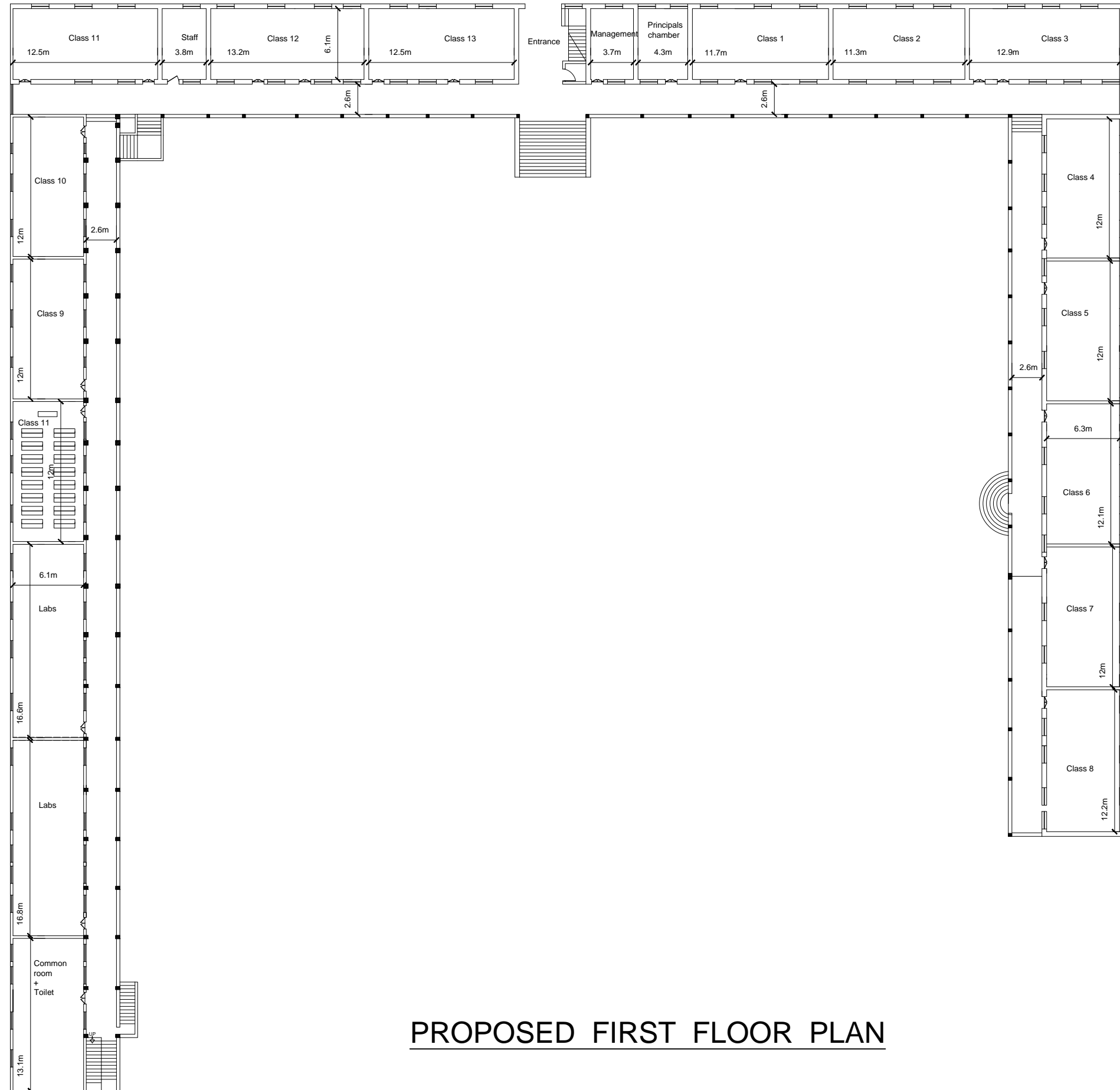
Hostel Building, No.12/1,

Maruthi Temple Road,

Gangothri Layout, Mysuru.

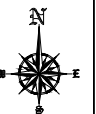
Phone : 0821 2304075

E-mail : anutara1998@gmail.com



PROPOSED FIRST FLOOR PLAN

Maanya Mahesh  
2016ar18



HANUMANTHANAGAR DOCUMENTATION AND  
RENOVATION

SCALE: NOT TO SCALE

## ARCHITECTS

ANU & TARA ASSOCIATES

Dr.Sri Shivarathri Rajendra

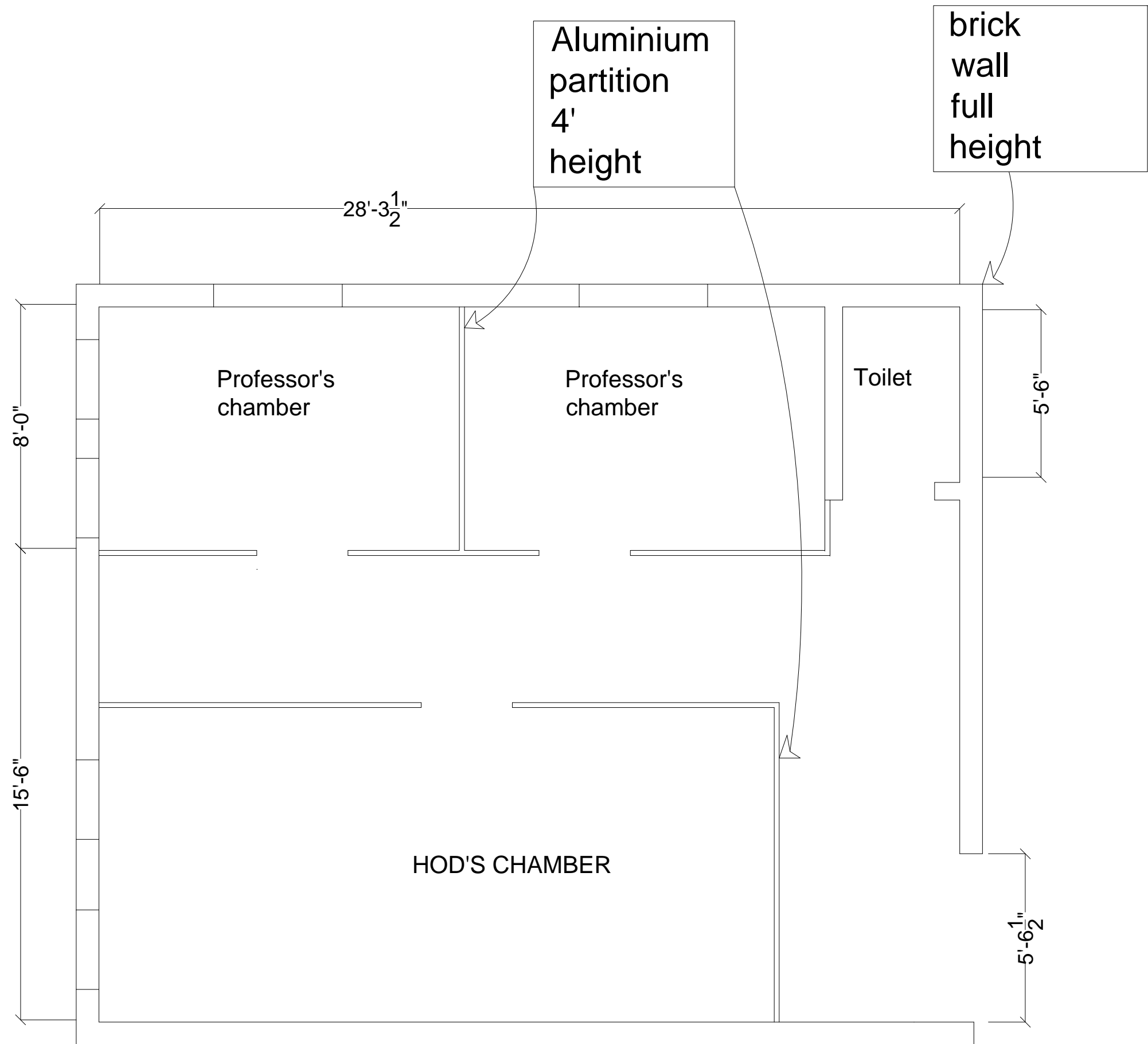
Hostel Building, No.12/1,

Maruthi Temple Road,  
Gangothri Layout, Mysuru.

Phone : 0821 2304075

E-mail : anutara1998@gmail.com





DEPARTMENT OF ELECTRONICS AND  
COMMUNICATION ENGINEERING  
RESEARCH LAB LAYOUT  
BHARATHI NAGARA,  
MADDUR (T), MANDYA DIST.

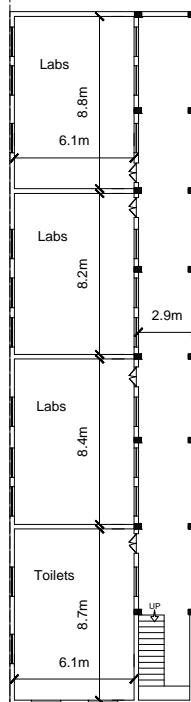
Maanya Mahesh  
2016ar18

SCALE : NOT TO  
SCALE



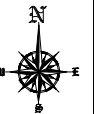
**ARCHITECTS**  
ANU & TARA ASSOCIATES  
Dr.Sri Shivarathri Rajendra  
Hostel Building, No.12/1,

Maruthi Temple Road,  
Gangothri Layout, Mysuru.  
Phone : 0821 2304075  
E-mail : anutara1998@gmail.com



## PROPOSED CELLAR FLOOR PLAN

Maanya Mahesh  
2016ar18



HANUMANTHANAGAR DOCUMENTATION AND  
RENOVATION

SCALE: NOT TO SCALE

### ARCHITECTS

ANU & TARA ASSOCIATES

Dr.Sri Shivarathri Rajendra

Hostel Building, No.12/1,

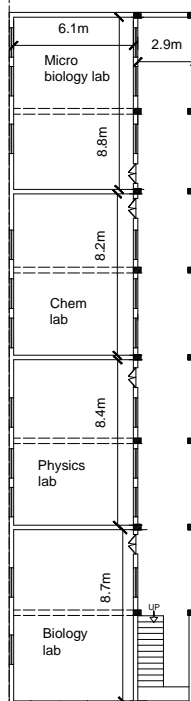
Maruthi Temple Road,

Gangothri Layout, Mysuru.

Phone : 0821 2304075

E-mail : anutara1998@gmail.com





DOCUMENTED CELLAR FLOOR PLAN

Maanya Mahesh  
2016ar18




HANUMANTHANAGAR DOCUMENTATION AND  
RENOVATION

SCALE: NOT TO SCALE

**ARCHITECTS**  
ANU & TARA ASSOCIATES  
Dr.Sri Shivarathri Rajendra  
Hostel Building, No.12/1,

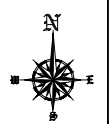
Maruthi Temple Road,  
Gangothri Layout, Mysuru.  
Phone : 0821 2304075  
E-mail : anutara1998@gmail.com





DOCUMENTED GROUND FLOOR PLAN

Maanya Mahesh  
2016ar18

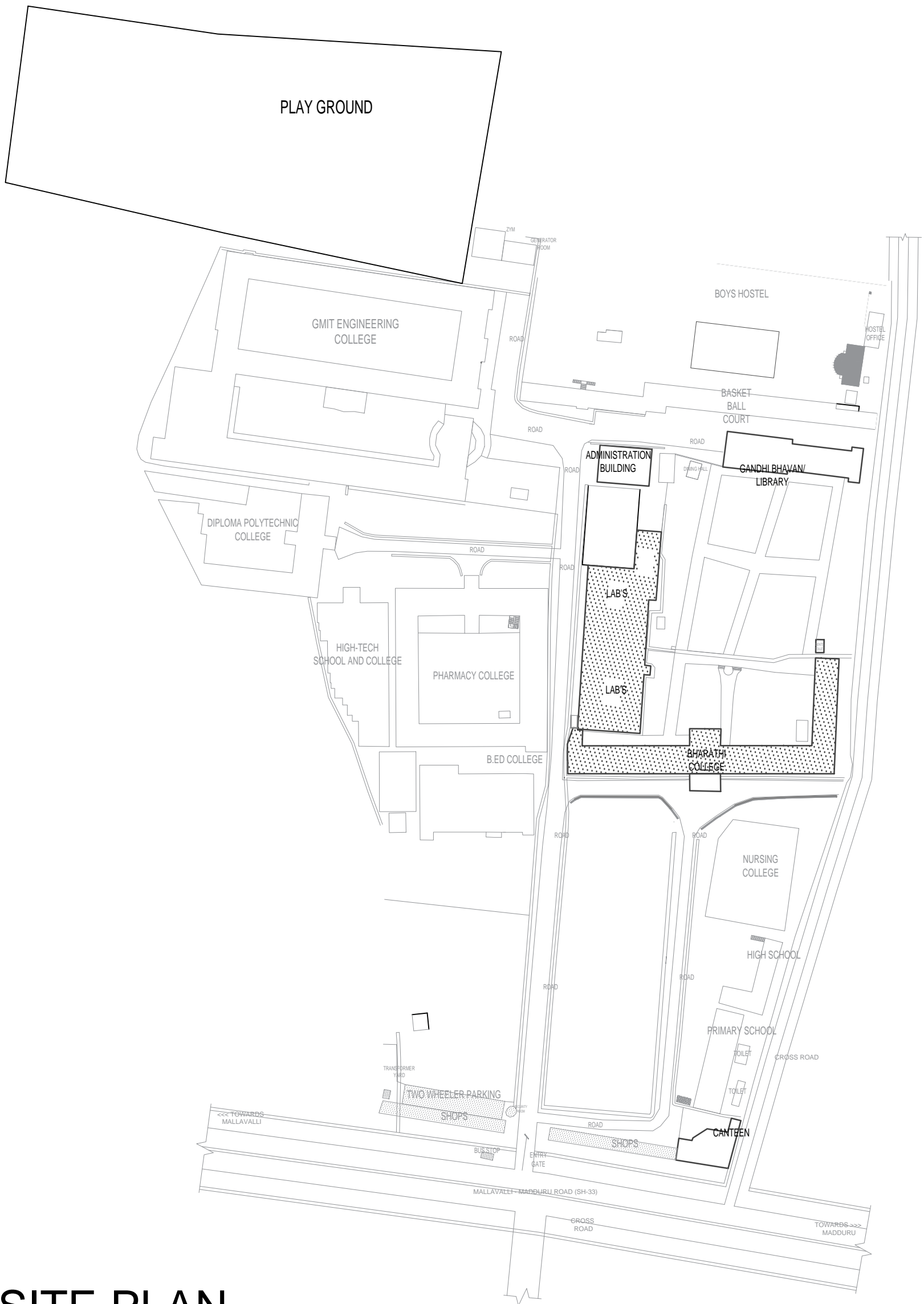


HANUMANTHANAGAR DOCUMENTATION AND  
RENOVATION  
SCALE: NOT TO SCALE

**ARCHITECTS**  
ANU & TARA ASSOCIATES  
Dr.Sri Shivarathri Rajendra  
Hostel Building, No.12/1,

Maruthi Temple Road,  
Gangothri Layout, Mysuru.  
Phone : 0821 2304075  
E-mail : anutara1998@gmail.com





# SITE PLAN

## ARCHITECTS

Anu & Tara  
Associates  
Architects and Interior  
Designers,  
Dr.Sri Shivarathri  
Rajendra  
Hostel Building,  
No.12/1, Maruthi  
Temple Road,  
Gangothri Layout,  
Mysuru.  
Ph: 2304075

Maanya Mahesh  
2016ar18  
SCALE : NOT TO SCALE

Sheet no

01

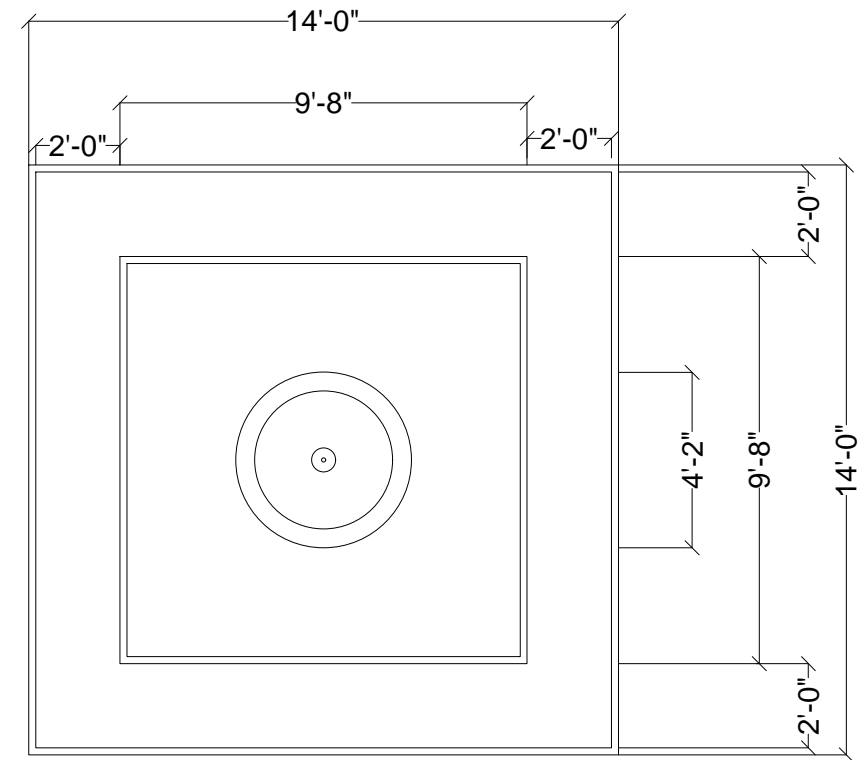
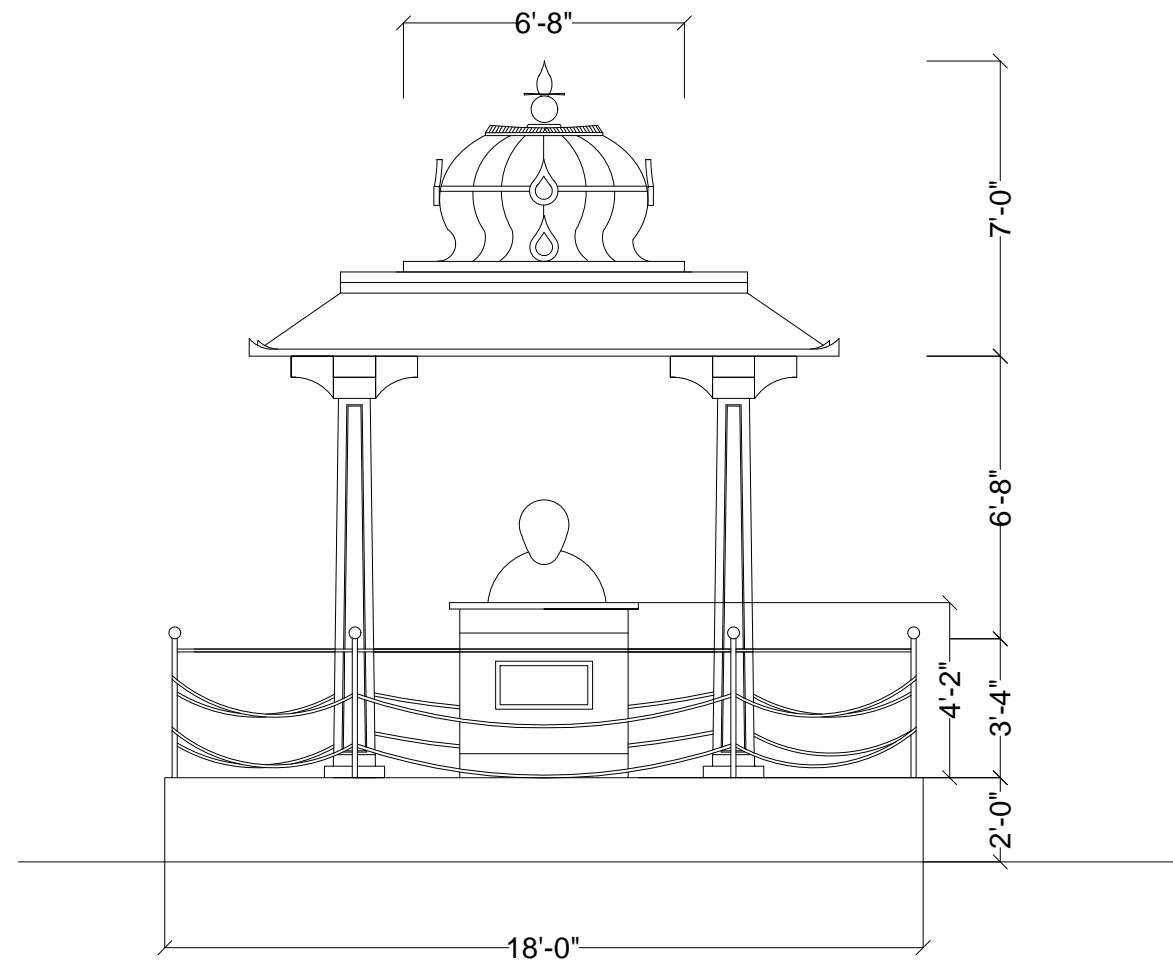
Site plan of Bharathi college,  
Bharathi Nagara,Maddur TQ ,Mandya  
District

DATE : 27 - 07 - 2019

NOTE : ALL DIMENSIONS  
ARE IN METRIC







Maanya  
Mahesh  
2016ar18

SCALE : NOT TO SCALE

PROPOSED  
CIRCLE WITH  
BUST FOR  
BHARATI  
COLLEGE, KM  
DODDI

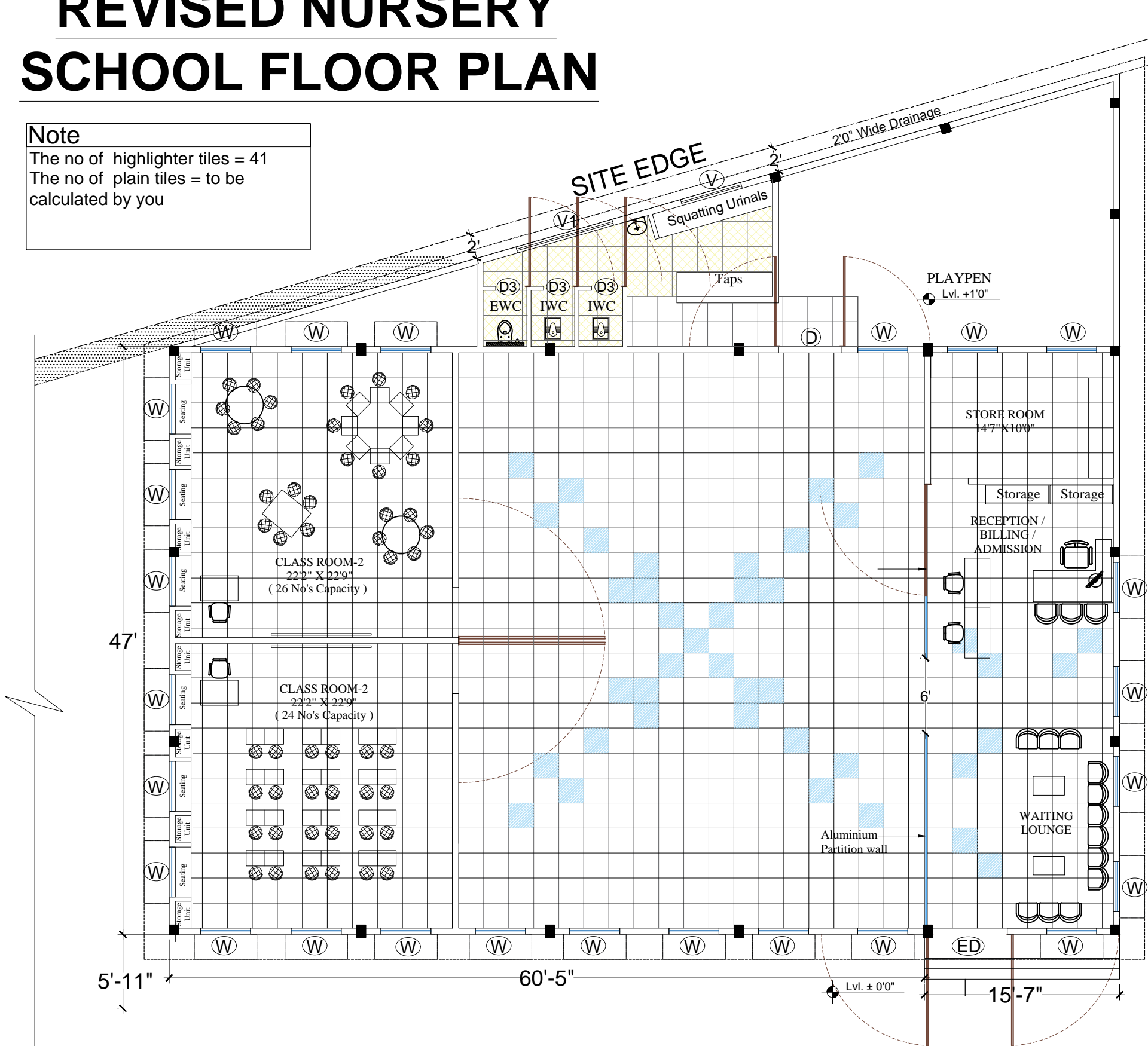
**ARCHITECTS**  
ANU & TARA ASSOCIATES  
Dr.Sri Shivarathri Rajendra  
Hostel Building, No.12/1,

Maruthi Temple Road,  
Gangothri Layout, Mysuru.  
Phone : 0821 2304075  
E-mail : anutara1998@gmail.com



# REVISED NURSERY SCHOOL FLOOR PLAN


**Note**  
The no of highlighter tiles = 41  
The no of plain tiles = to be calculated by you



PROPOSED TILE LAYOUT FOR NURSERY SCHOOL  
BEHIND  
B.ED COLLEGE FOR BHARATHI EDUCATION TRUST,  
BHARATHI NAGARA, MADDUR TALUK,  
MANDYA DIST.

Maanya  
Mahesh  
2016ar18

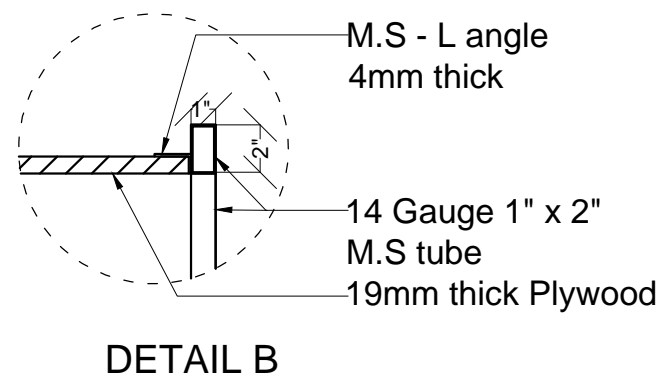
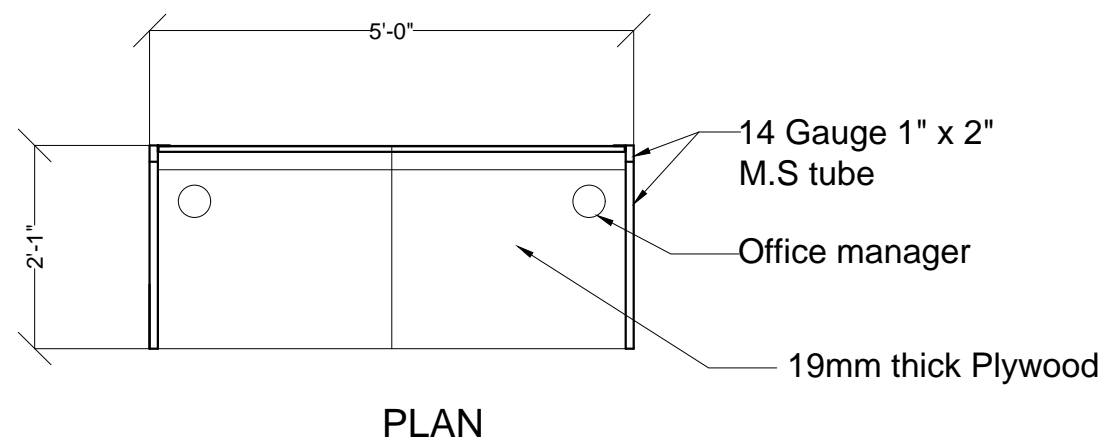
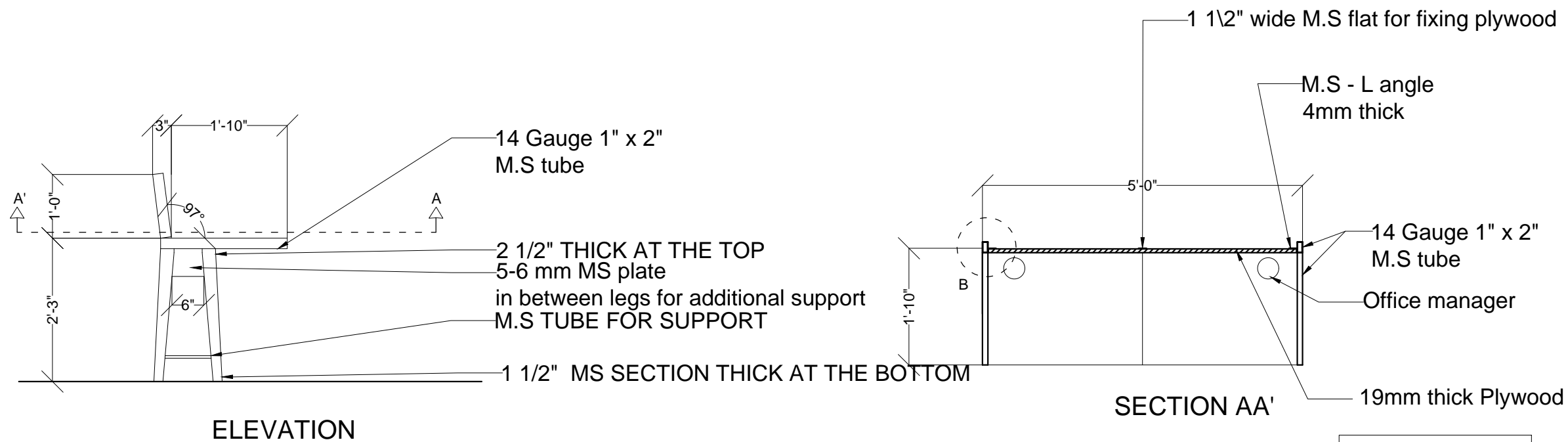
SCALE : NOT  
TO SCALE



**ARCHITECTS**  
ANU & TARA ASSOCIATES  
Dr.Sri Shivarathri Rajendra  
Hostel Building, No.12/1,

Maruthi Temple Road,  
Gangothri Layout, Mysuru.  
Phone : 0821 2304075  
E-mail : anutara1998@gmail.com





Note  
MS Powder  
coating

Maanya Mahesh  
2016ar18

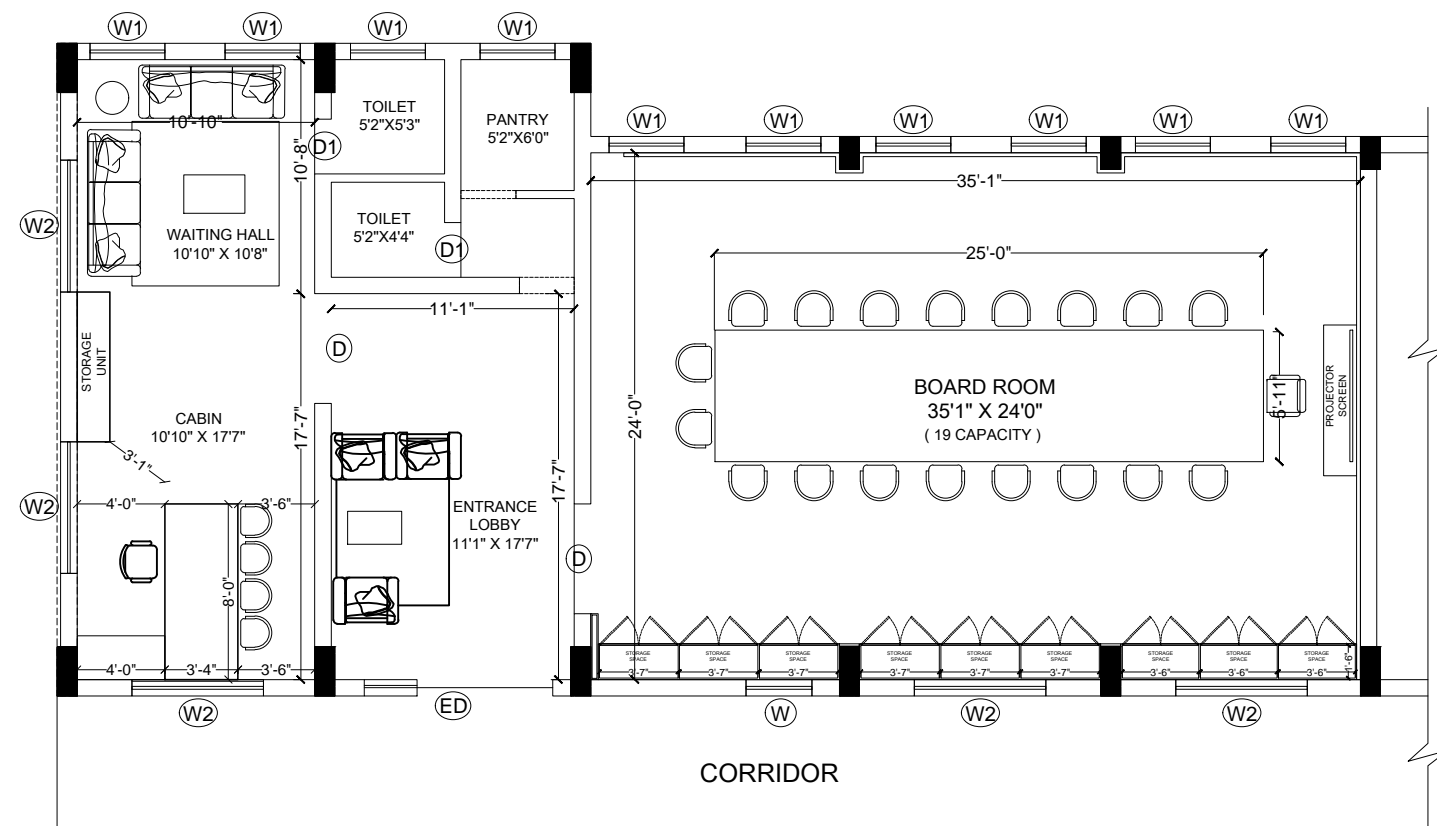
SCALE : NOT TO SCALE

Table design for auditorium  
FOR BHARATHI  
EDUCATIONAL TRUST,  
BHARATHI NAGARA,  
MADDUR (T),  
MANDYA DIST.

**ARCHITECTS**  
ANU & TARA ASSOCIATES  
Dr.Sri Shivarathri Rajendra  
Hostel Building, No.12/1,

Maruthi Temple Road,  
Gangothri Layout, Mysuru.  
Phone : 0821 2304075  
E-mail : anutara1998@gmail.com





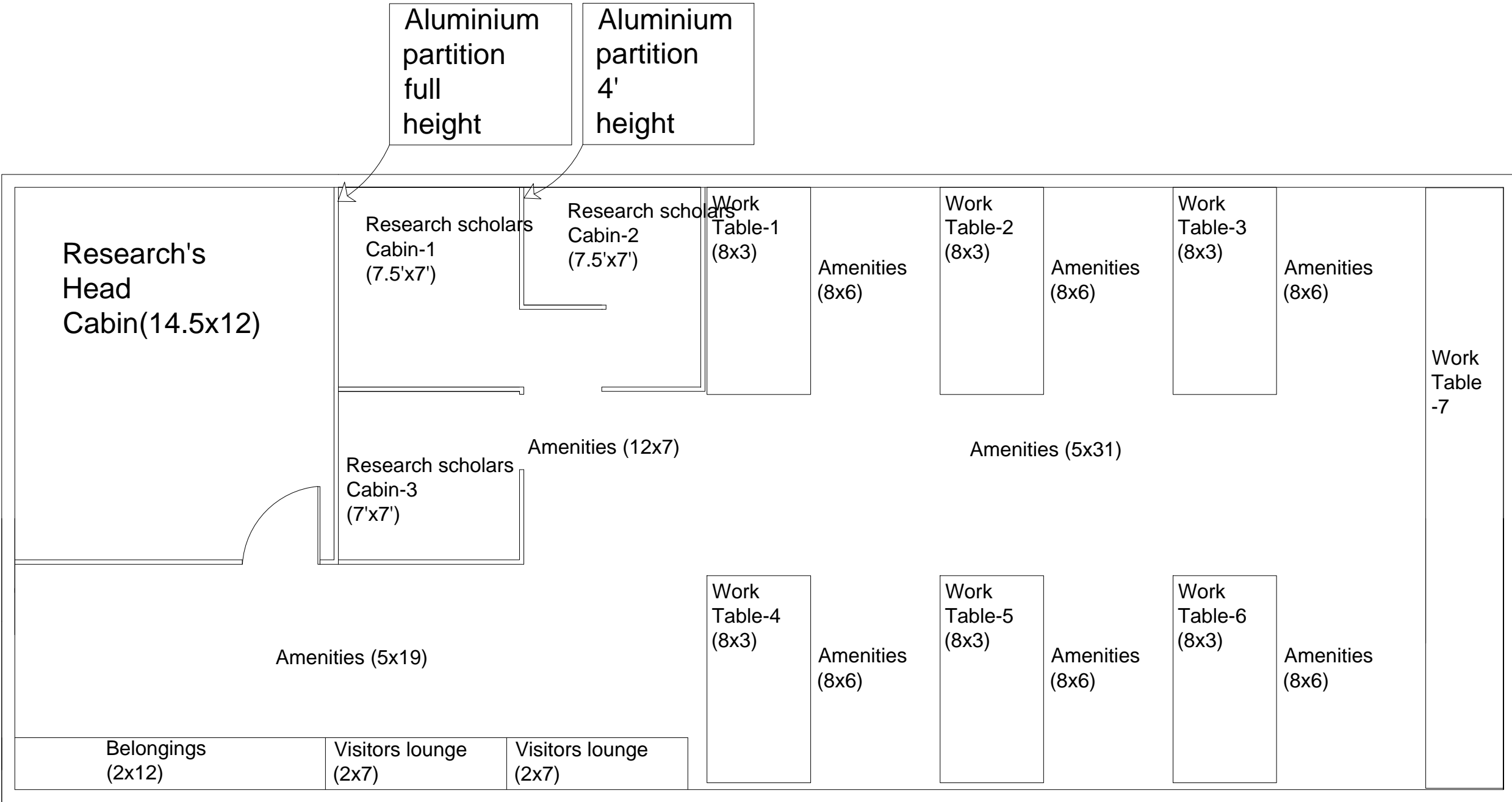
**BOARD ROOM PLAN**

PROPOSED BOARD ROOM INTERIORS FOR BHARATHI  
EDUCATIONAL TRUST,  
BHARATHI NAGARA, MADDUR (T),  
MANDYA DIST.

**ARCHITECTS**  
ANU & TARA ASSOCIATES  
Dr.Sri Shivarathri Rajendra  
Hostel Building, No.12/1,

Maruthi Temple Road,  
Gangothri Layout, Mysuru.  
Phone : 0821 2304075  
E-mail : anutara1998@gmail.com





Maanya Mahesh  
2016ar18

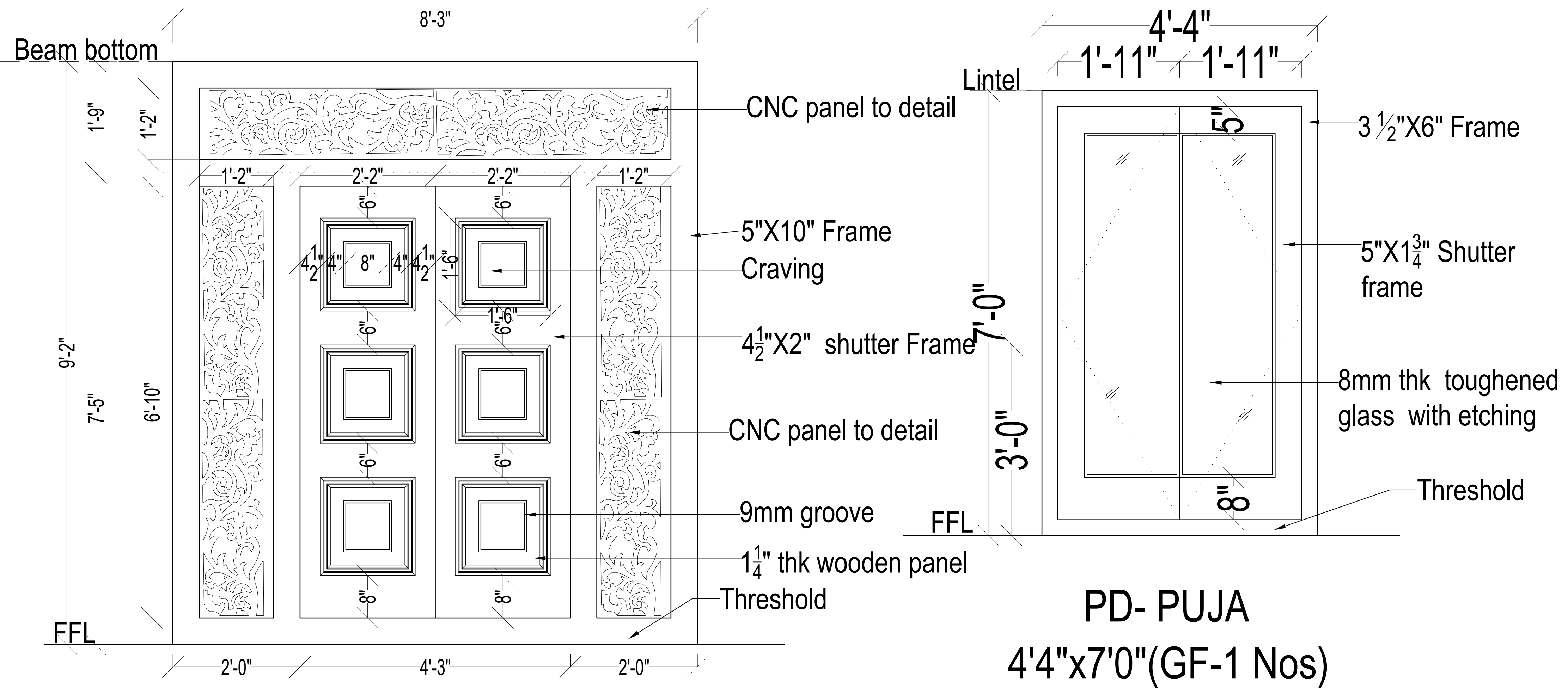
SCALE : NOT TO  
SCALE



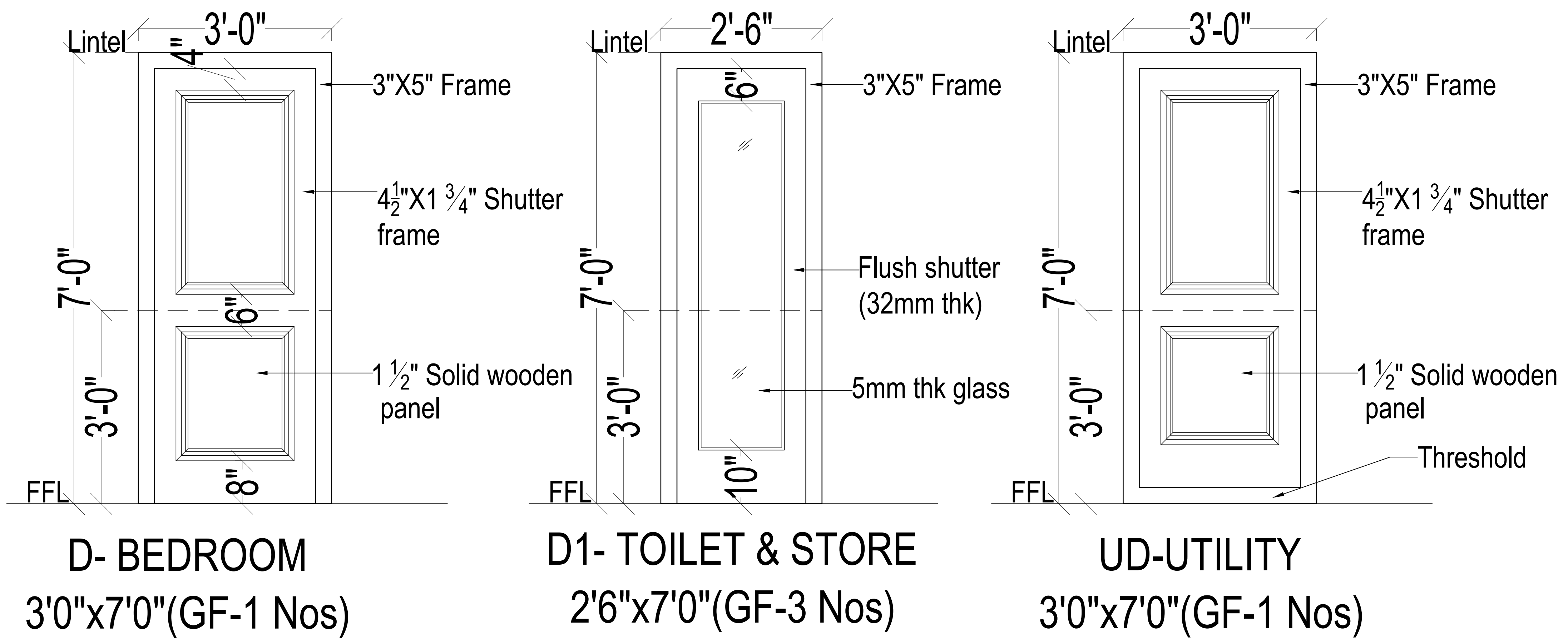
DEPARTMENT OF ELECTRONICS AND COMMUNICATION  
ENGINEERING  
RESEARCH LAB LAYOUT  
BHARATHI NAGARA,  
MADDUR (T), MANDYA DIST.

ARCHITECTS  
ANU & TARA ASSOCIATES  
Dr.Sri Shivarathri Rajendra  
Hostel Building, No.12/1,  
  
Maruthi Temple Road,  
Gangothri Layout, Mysuru.  
Phone : 0821 2304075  
E-mail : anutara1998@gmail.com





ED/W/V- FOYER  
2'0"+4'3"+2'0"X 9'6"(GF-1 Nos)



## GROUND FLOOR DOOR DETAILS

PROPOSED RESIDENCE FOR  
Mr.SRIDHAR & TEJESWINI,  
MYSURU.

DRG TITLE : GROUND FLOOR  
DOOR DETAILS

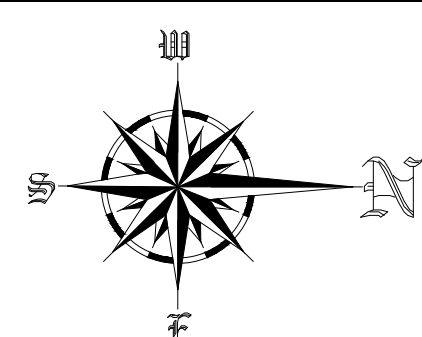
SCALE : NOT TO SCALE

DEALT BY :

DRG No :AT/AR/Mr.SHTJ-01

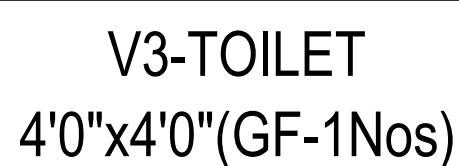
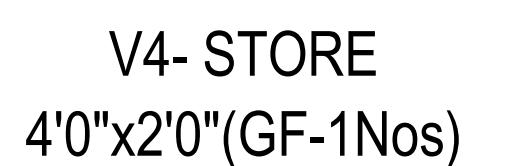
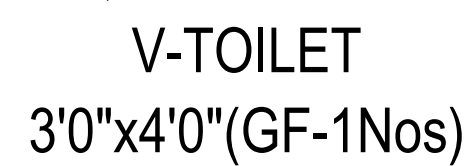
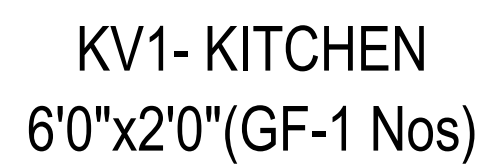
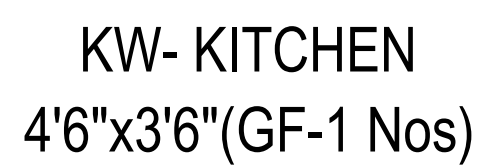
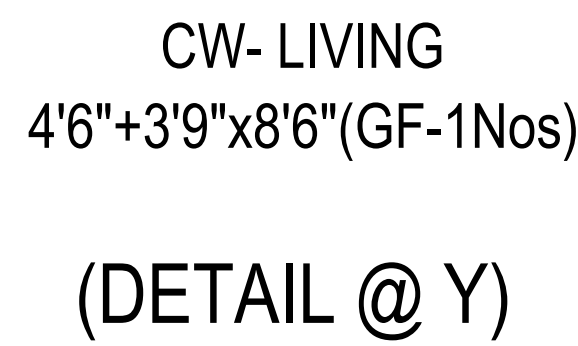
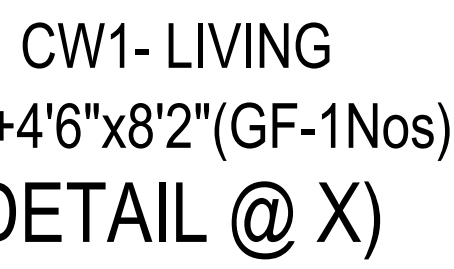
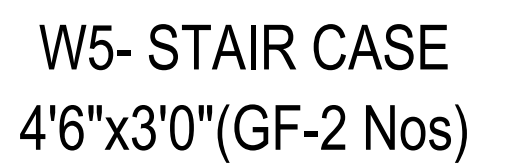
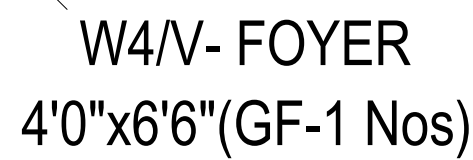
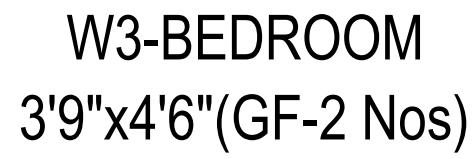
DATE :01.11.2018

CHECKED BY :



ARCHITECTS  
ANU & TARA ASSOCIATES  
# 12/1 Dr. Shivarathi Rajendra  
Hostel building Maruthi Temple Road ,  
Gangothri Layout  
Mysore-570009  
Phone: 0821 2304075  
E - Mail: anutara1998@gmail.com





## GROUND FLOOR WINDOW DETAILS